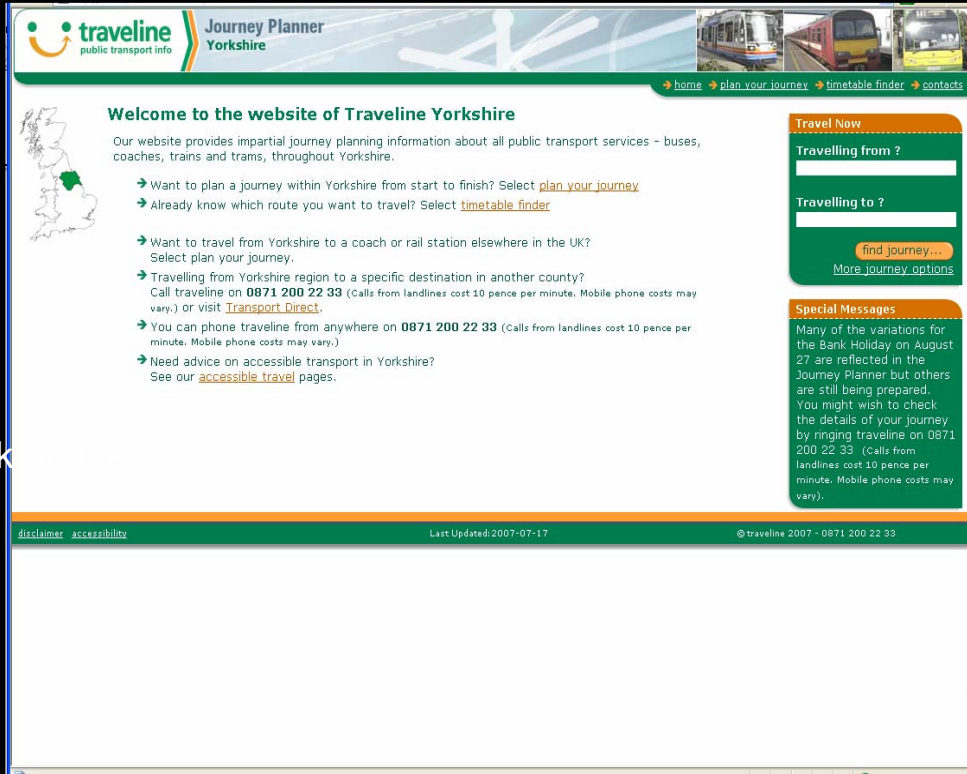


Journey Planner

A guide to using Journey
Planner

Journey Planner

- You can use Journey Planner to lookup timetable information or plan a journey.
- You can access journey planner by either typing in: www.yorkshiretravel.net or through the Travelsouthyorkshire website: www.travelsouthyorkshire.co.uk and click Journey Planner link located on the front page
- The front page gives a brief explanation of the various tools available along with contact telephone numbers
- There is also a messages box where any additional travel information may be displayed



traveline public transport info Journey Planner Yorkshire

home plan your journey timetable finder contacts

Welcome to the website of Traveline Yorkshire

Our website provides impartial journey planning information about all public transport services – buses, coaches, trains and trams, throughout Yorkshire.

- Want to plan a journey within Yorkshire from start to finish? Select [plan your journey](#)
- Already know which route you want to travel? Select [timetable finder](#)
- Want to travel from Yorkshire to a coach or rail station elsewhere in the UK? Select [plan your journey](#).
- Travelling from Yorkshire region to a specific destination in another county? Call traveline on **0871 200 22 33** (Calls from landlines cost 10 pence per minute. Mobile phone costs may vary.) or visit [Transport Direct](#).
- You can phone traveline from anywhere on **0871 200 22 33** (Calls from landlines cost 10 pence per minute. Mobile phone costs may vary.)
- Need advice on accessible transport in Yorkshire? See our [accessible travel](#) pages.

Travel Now

Travelling from ?

Travelling to ?

[find journey...](#)

[More journey options](#)

Special Messages

Many of the variations for the Bank Holiday on August 27 are reflected in the Journey Planner but others are still being prepared. You might wish to check the details of your journey by ringing traveline on 0871 200 22 33 (calls from landlines cost 10 pence per minute. Mobile phone costs may vary).

disclaimer accessibility Last Updated: 2007-07-17 © traveline 2007 - 0871 200 22 33

TRAVEL NOW option

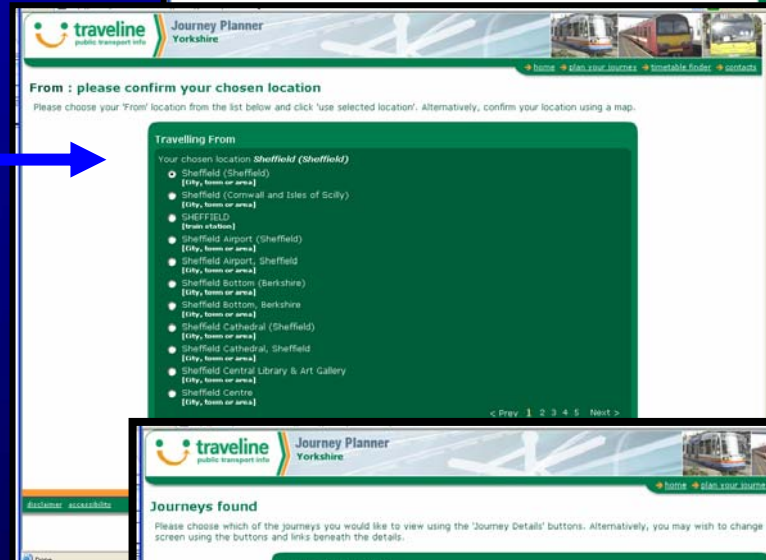
For quick information use the travel now option (located on the right hand side of the welcome screen)

Enter in your origin and destination points and click on the **Find Journey** button.



After clicking **Find Journey** the system will ask you to confirm your origin and destination points.

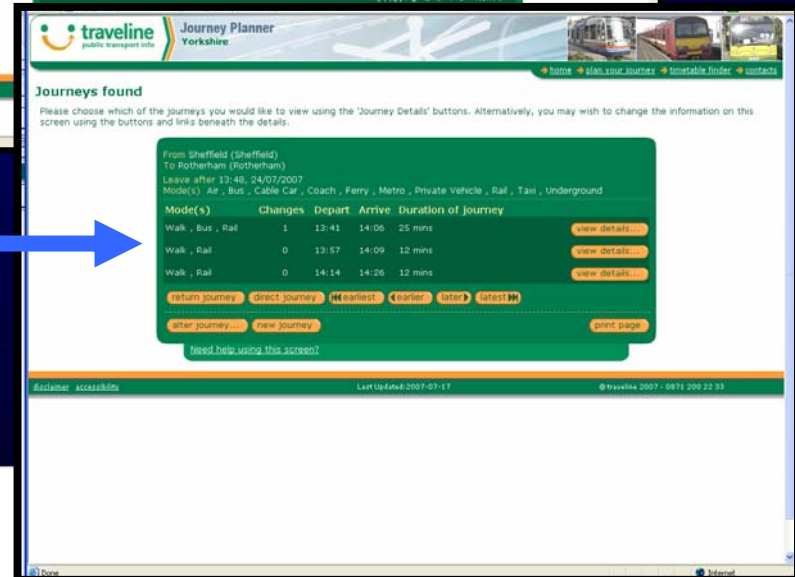
On this screen select the location descriptions which match your journey plan
Then click on the **Use Selected Location** button



The next screen displayed will show several journey plans.

These will display the departure and arrival times along with est. journey times

To view a specific journey, click on the **View Details** button located against the journey details you wish to view, this will give a more detailed description of the journey.



PLAN YOUR JOURNEY

If you are unsure of how to get to your destination use the **Plan Your Journey** button located in the top right of the welcome screen

Clicking on this button will launch this screen

Enter in your journey details

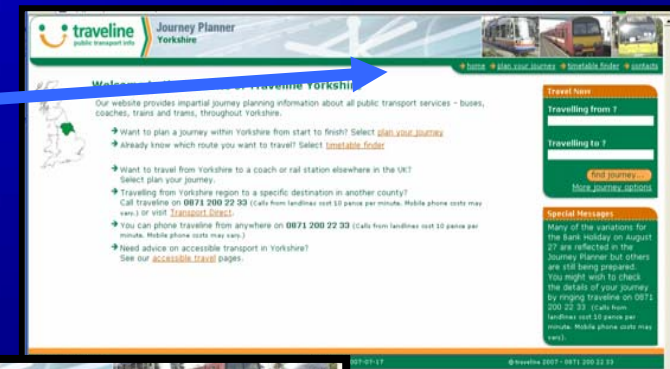
TIP: when entering in your **From** and **To** locations click on the **Confirm Location** button to select the correct location before proceeding

Once you have entered all your details click on the **Find Journey** button

Once again you will get a results screen listing several journey options along with their departure and arrival times and journey durations

If none of these options are suitable you have several buttons here which enable you to change any of the journey details, these include:

- ▶ **Earlier** (will show journeys that leave earlier than your specified time)
- ▶ **Later** (will show journeys that leave later than your specified times)
- ▶ **Alter Journey** (takes you back to create a new journey)



Plan your journey

Travelling...

From: Where are you travelling from? [confirm location](#)

To: Where are you travelling to? [confirm location](#)

Via (optional): Where are you travelling via? [confirm location](#)

[find journey...](#)

Time and date

Leave after

Arrive by

Time: 09:15

Date: 25 July 2007

Enter a date between 11-Jul-2007 and 11-Aug-2007.

Mode of Transport

I would like to travel by:

Bus

Coach

Ferry

Metro

Private Vehicle

Rail

Or [choose operator](#)

Current selection: Any Operator

[find journey](#)

[Need help using this screen](#)

Journeys found

Please choose which of the journeys you would like to view using the 'Journey Details' buttons. Alternatively, you may wish to change the information on this screen using the buttons and links beneath the details.

Mode(s)	Charges	Depart	Arrive	Duration of journey	
Walk, Bus, Rail	1	13:41	14:06	25 mins	view details
Walk, Rail	0	13:57	14:09	12 mins	view details
Walk, Rail	0	14:14	14:25	12 mins	view details

[return journey](#) [select journey](#) [earliest](#) [earlier](#) [later](#) [select all](#)

[alter journey](#) [new journey](#) [print page](#)

[Need help using this screen](#)

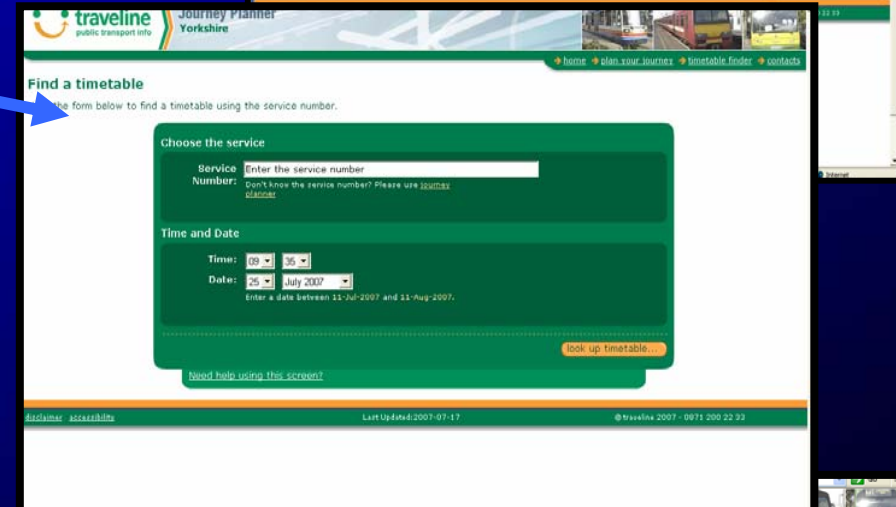
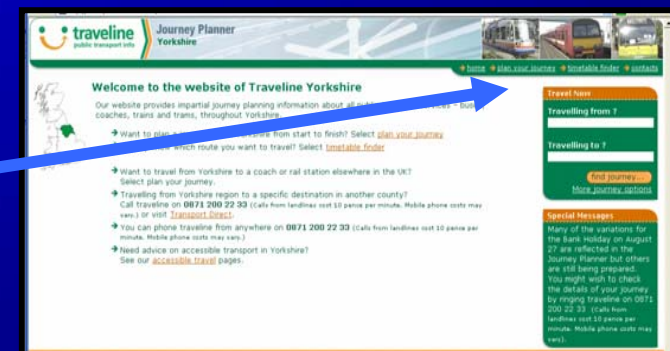
TIMETABLE FINDER

If you know the number of the service you wish to use but not the timetable use the **timetable button** located in the top right of the welcome screen

Clicking on this button will launch this screen

Enter in the service number along with the time and date you will be travelling and click the **Lookup Timetable** button

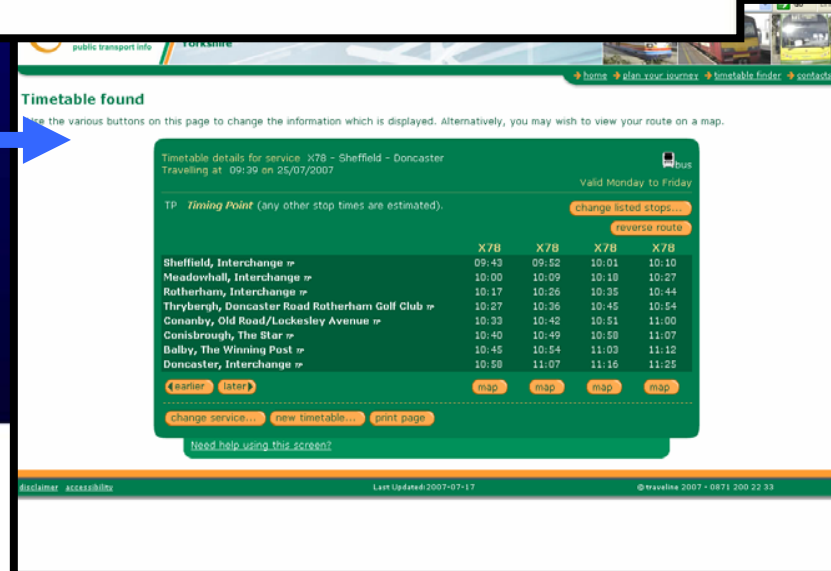
The next screen will ask you to confirm the service you are enquiring about



Once you have confirmed your service the system will return a timetable screen showing the main stops (timing points) on that route along with times.

If you require further options you have several buttons here which enable you to change any of the journey details, these include:

- ▶ **Earlier** (will show journeys that leave earlier than your specified time)
- ▶ **Later** (will show journeys that leave later than your specified time)
- ▶ **Change Service** (lets you alter the service you are viewing)
- ▶ **Change Listed Stops** (allows you to select or deselect the stops)



TIPS

- When planning a journey you can use:-
 - Landmarks (e.g. Ponds Forge)
 - Place names
 - Road names Postcodes
- Remember to check you have the correct spelling, for instance within South Yorkshire there is a Woodseats and a Woodsetts
- If travelling to another county from Yorkshire, you can use **www.transportdirect.info** the national journey planner or for advice call Traveline on **01709 515151**