

BARNSLEY JOINT STRATEGIC NEEDS ASSESSMENT (JSNA)

Chapter (Integrated Care Outcomes Framework Domain): IMPROVING QUALITY OF LIFE

Theme:
MANAGE OWN HEALTH

ICOF Indicator:
PROPORTION OF PEOPLE WHO ARE FEELING SUPPORTED TO SELF-MANAGE THEIR CONDITION

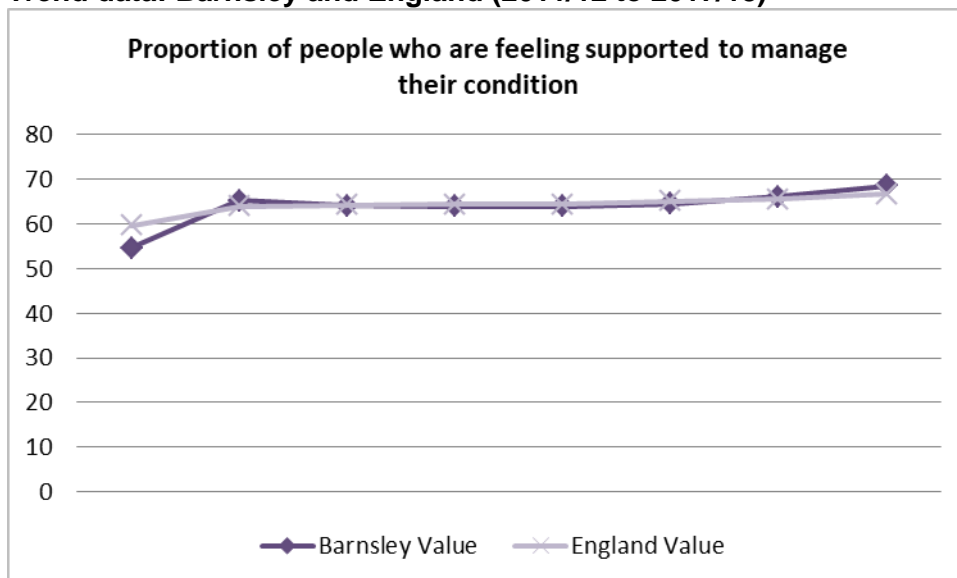
Why is this important?:

People increasingly expect to work in partnership with health and social care professionals. To make this happen, professionals need to see their patients or clients first and foremost as individuals. They need to make time to listen to people's concerns, and to understand their values and their goals.

Supported self-management is a core component of our shared vision in Barnsley that "people enabled to take control of their health and wellbeing" and that services must shift from "doing for or doing to" to "working with" patients and service users.

The Barnsley picture and how we compare:

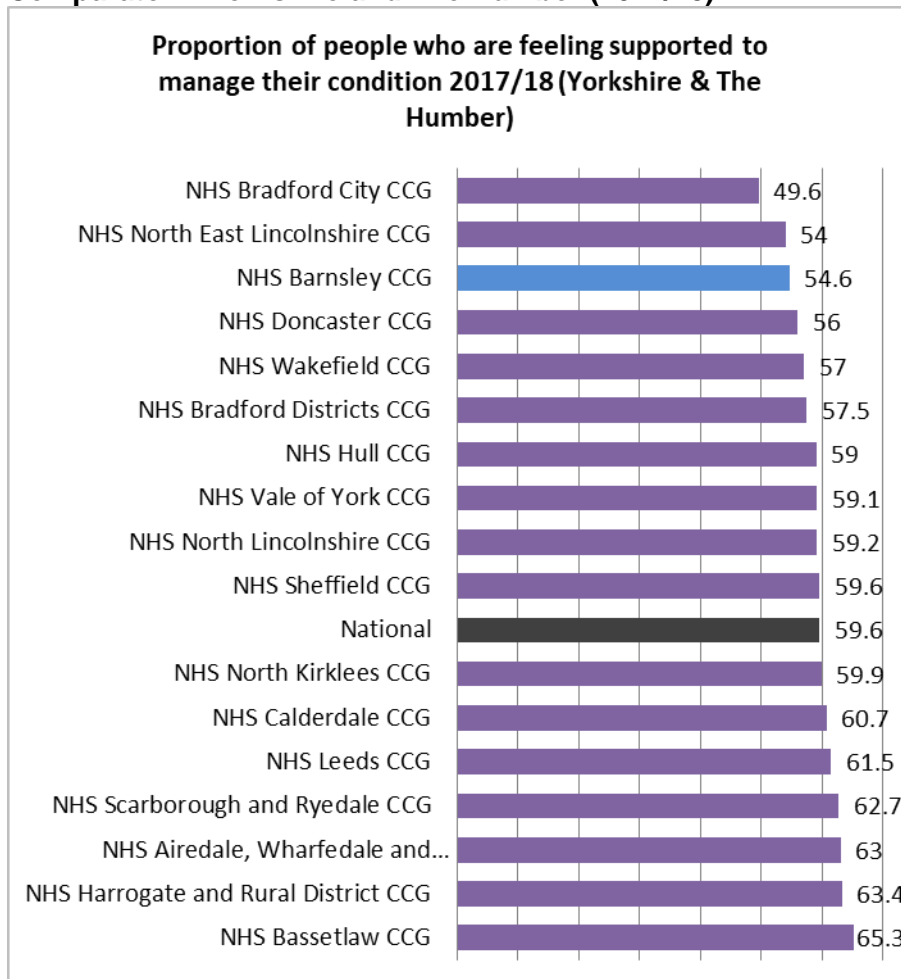
Trend data: Barnsley and England (2011/12 to 2017/18)



Reporting Period	Barnsley Value	Denominator	Numerator	England Value
2017/18	54.6	1226.6	697.1	59.6
2016/17	65.2	1342.9	908.5	64
2015/16	64.1	1434.4	956.5	64.3
2014/15b	64	1552.8	1058.2	64.4
2014/15	64	1559.2	1061.4	64.4
2013/14	64.6	1661.5	1103.2	65.1
2012/13	66.1	1744.3	1213.3	65.6
2011/12	68.5	1593.2	1136.5	66.7

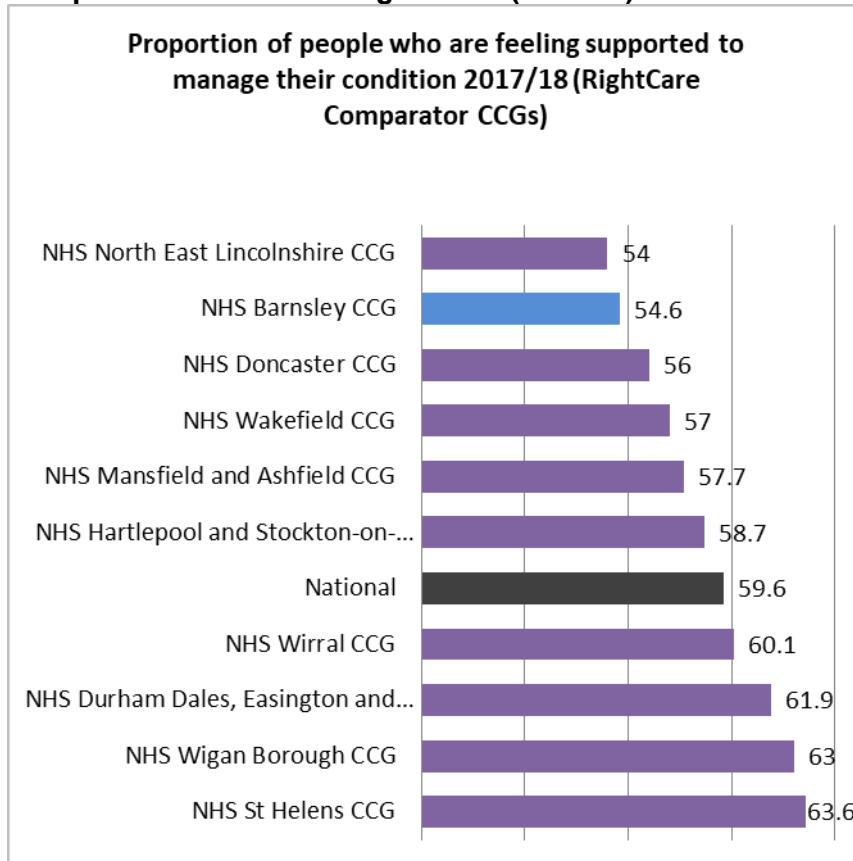
Barnsley's rates have been similar to the England rates during the period 2011/12 to 2016/17. In 2017/18, Barnsley's rate has decreased to slightly below the England rate.

Comparator – Yorkshire and The Humber (2017/18):



When compared to other CCGs within the Yorkshire and The Humber region in 2017/18, Barnsley has the third lowest rate.

Comparator – ‘Nearest Neighbours’ (2017/18):



When compared to ‘similar’ CCGs in 2017/18, Barnsley has the second lowest rate.

Resources and supporting documents:

Link to data:

<https://digital.nhs.uk/data-and-information/publications/clinical-indicators/ccg-outcomes-indicator-set/current>