

## BARNSELY JOINT STRATEGIC NEEDS ASSESSMENT (JSNA)

### Chapter (Integrated Care Outcomes Framework Domain): IMPROVING QUALITY OF LIFE

**Theme:**  
**HEALTH-RELATED QUALITY OF LIFE**

**ICOF Indicator:**  
**HEALTH RELATED QUALITY OF LIFE: CARERS**

#### **Why is this important?:**

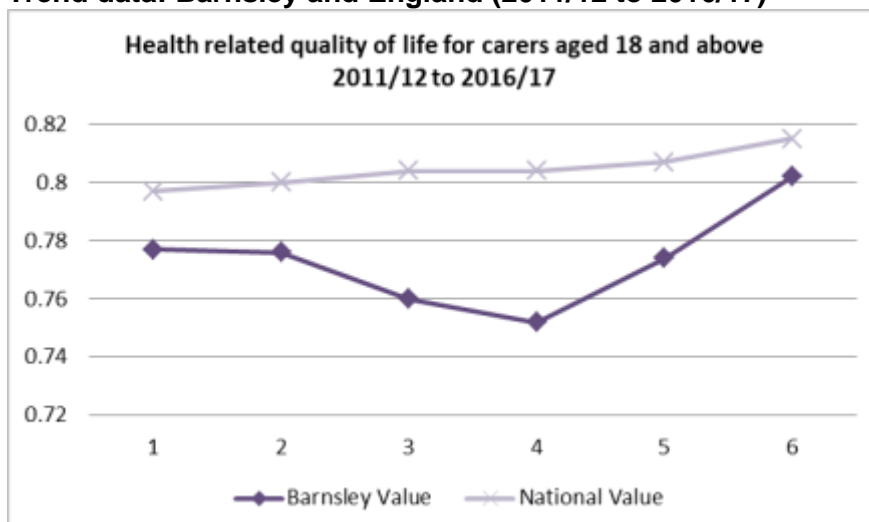
Health-related quality of life (HRQoL) is a multi-dimensional concept that includes domains related to physical, mental, emotional, and social functioning. It goes beyond direct measures of population health, life expectancy, and causes of death, and focuses on the impact health status has on quality of life. Measuring health-related quality of life is recognised as important to inform patient management and policy decisions.

This indicator measures health-related quality of life for people who identify themselves as helping or supporting family members, friends, neighbours or others with their long-term physical or mental ill health/disability or because of problems related to old age. By health-related quality of life, we mean the extent to which people:

1. have problems walking about
2. have problems performing self-care activities (washing or dressing themselves)
3. have problems performing their usual activities (work, study etc.)
4. have pain or discomfort
5. feel anxious or depressed.

#### **The Barnsley picture and how we compare:**

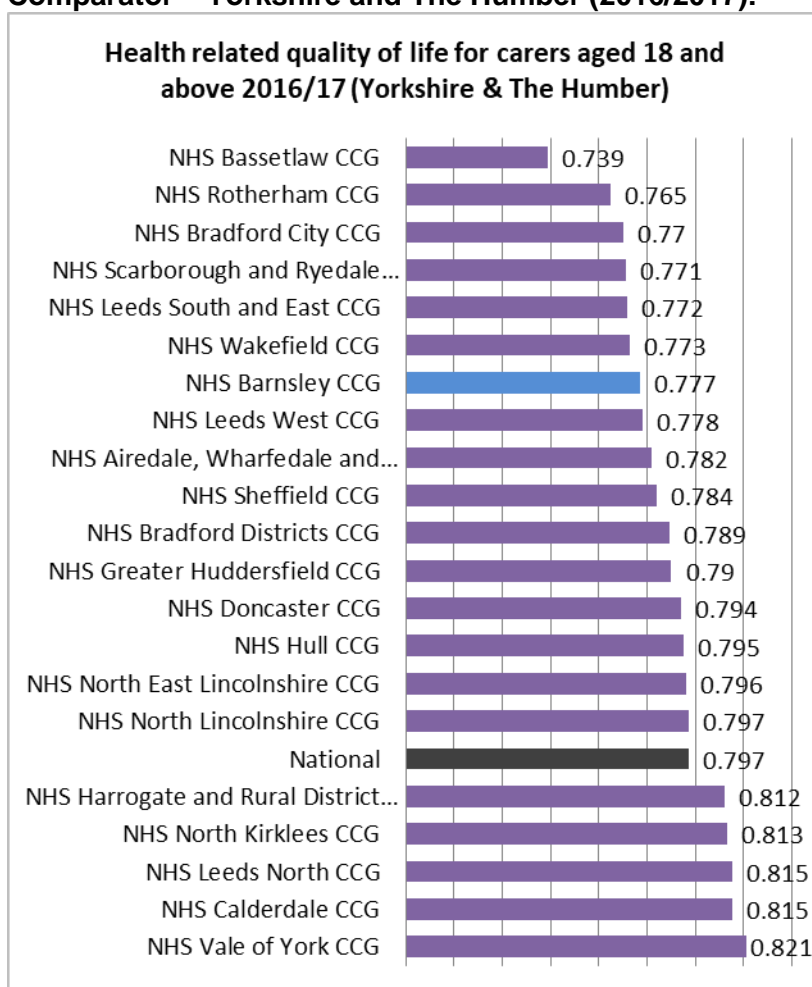
##### **Trend data: Barnsley and England (2011/12 to 2016/17)**



Reporting Period	Barnsley Value	Denominator	Numerator	National Value
2016/17	0.777	600.7	464.8	0.797
2015/16	0.776	681	530.9	0.8
2014/15	0.76	732	553.8	0.804
2013/14	0.752	770.8	588.6	0.804
2012/13	0.774	790	614.2	0.807
2011/12	0.802	783.6	628.6	0.815

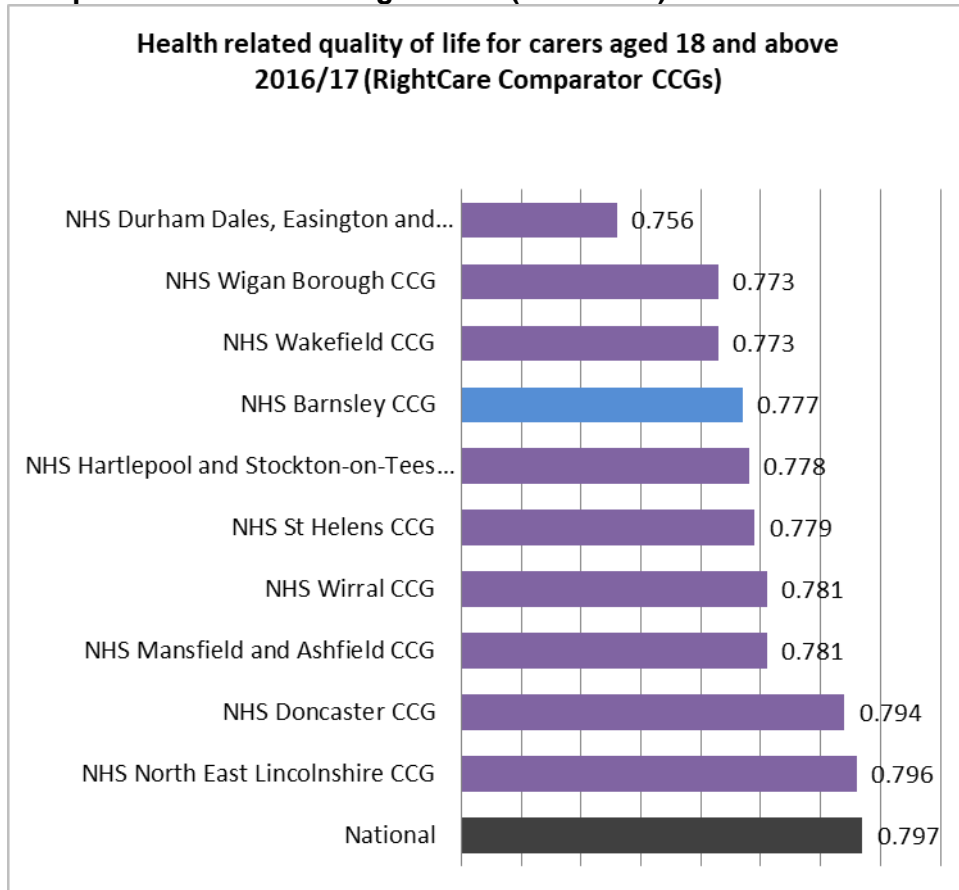
Barnsley's rates have been consistently lower than the England rates.

### Comparator – Yorkshire and The Humber (2016/2017):



When compared to other CCGs within the Yorkshire and The Humber region in 2016/2017, Barnsley has the seventh lowest rate.

**Comparator – ‘Nearest Neighbours’ (2016/2017):**



When compared to ‘similar’ CCGs in 2016/2017, Barnsley has the fourth lowest rate.

**Resources and supporting documents:**

Link to data:

<https://digital.nhs.uk/data-and-information/publications/clinical-indicators/ccg-outcomes-indicator-set/current>