

Barnsley Childcare Sufficiency Assessment

Annual Update September 2015

Barnsley Metropolitan Borough Council

Title:	Childcare Sufficiency Assessment 2015
Location:	G:sufficiency/2015 CSA/CSA 2015 Document/Barnsley Childcare Sufficiency Assessment 2015
Date:	September 2015
Report status:	Final
Authors:	Linda Mathison BMBC
	To: lindamathison@barnsley.gov.uk
	or
Comments:	infos@barnsley.gov.uk

Contents Page	Page
Executive Summary and Actions	3
Introduction	6
Sufficiency Indicators	7
Sufficiency Indicators and Geographical Areas	
Key Findings	8
Range and Type	8
Open and Closed Provision	8
Supply – number of Provider Places by Type and Locality	9
Take up of Childcare	12
Take up of Two Year Free Entitlement	12
Take up of Three and Four Year Old Early Education	13
Overall Vacancy Rates	15
Sufficiency of Childcare Places	16
Sufficiency of Childcare Places/Baby Places	16
Age Range 0-1 Vacancy Rates to meet future demand	17
Sufficiency of 2 Year Old Places – Shortfall in Places from September 2015	17
Sufficiency of 3 and 4 Year Old Places for Working Parents and Nursery Funded	18
Age range 3-4 Years Vacancy Rates to meet future demand	20
Sufficiency of Out of School Places	20
Age range 5-11 Years Vacancy Rate to meet future demand	21
Holiday Clubs	21
New House Builds	22
Accessibility/Flexibility	23
Unsocial Hours	23
Flexibility of 2, 3 and 4 year old entitlement	23
Quality	24
Ofsted Grades	24
Quality of Staff and Leaders	24
Graduate Led Workforce	25
Quality Improvement Programme	26
Foundation Stage Profile Analysis	26
Inclusivity	27
% of Children with Disability or Complex Health Need Accessing Childcare	27
Number of Children Accessing a Short Break within a Childcare Setting	27
Training and Projects Relating to Special Educational Needs	28
Survey of Parents of Children with a Disability - Childcare	28
% Children Accessing Childcare from a Black, Minority, Ethnic Background	30
Languages Spoken by Childcare Staff	30
Affordability	31
Cost of Childcare in Barnsley Compare to Yorkshire and Humberside	31

Appendices as Attachments

Appendix 1: Quality of Childcare in Barnsley as at July 2015

Appendix 2: Foundation Stage Profile Analysis 2015

Executive Summary and Actions

This is a brief summary of the key points and actions.

Sufficiency: Range and Type of Provider

Overall Barnsley has sufficient range and type of childcare providers. The number of childcare places has increased by 465 childcare places since the last Childcare Sufficiency Assessment (CSA). New Childminders registering was greater than those de-registering, with a net increase of ten. Two new day nurseries opened and one closed; whilst some changed their status to sessional care. Only Dodworth ward does not have any full day care, although there is an over supply of full day care in that area locality. Six new out of school clubs opened and one closed since the last CSA (Stairfoot and Darfield wards do not have any on-site after school childcare).

- Action: encourage schools in Stairfoot and Darfield to offer after school childcare.

Current Demand – Take up of Childcare

The annual audit revealed that 7,076 children are accessing a childcare place (excluding school nursery classes), this is an increase of 328 children since the last CSA. 71% of eligible 2 year olds are taking up their place and 100% of three and four year olds are reported to be accessing their free early education entitlement.

Childcare Occupancy and Vacancy Rates

Playgroups have the highest occupancy levels and Childminders have the lowest. The average vacancy rates across the borough are: 38% in full day care; 17% in sessional play groups and 47% in out of schools. Childminder vacancy rate is calculated on hour paid due to their flexible offer and this results in a 66% vacancy rate for the under 5's.

Sufficiency of 0-1 Year Old Places

Barnsley has set 7% as a sufficiency rate for this age group - that is 7 childcare places per 100 children aged 0 -1. Only the Dearne falls below this figure (6%). However, to meet the target, only 7 places would need to be created. However, there are currently sufficient vacancies reported, therefore no action is required.

Sufficiency of Childcare Places for Children Aged 2 Years

Barnsley has sufficient places for two year olds across the borough. However, there are 3 wards identified where additional places are required: Dearne South; Monk Bretton and North East.

- **Action:** Continue to work with settings and schools to meet the shortfall. Offer incentives using the government's two year old trajectory funding. Aims to increase the take up of the two year old 15 hour free entitlement for two year olds to 80% in the next year.

Sufficiency of Childcare Places aged 3 – 4 Years Including Nursery Education Places

Barnsley has set 84 places per 100 children as a sufficiency rate for children aged 3 and 4 years. This takes account of children accessing the free nursery education entitlement and those having wrap around childcare. Barnsley is showing sufficiency i.e. 103 places for every 100 children.

Sufficiency of Out of School Places and Unregistered Breakfast Clubs

Barnsley has set a sufficiency rate of 7 places per 100 children aged 7-11 years. Most areas are showing sufficiency using this indicator except the Dearne and Central area localities. However, further analysis shows that out of school clubs currently operating in these areas have vacancies. Therefore, it is not necessary to open more clubs.

Out of the 77 Schools contacted (excluding High Schools) in Barnsley, 53 have a breakfast club, of which 16 are offered by private/voluntary partnerships and the remaining 37 are informal unregistered breakfast clubs. There are 24 schools that only have the option of signposting to local childminders.

- **Action:** Monitor the 24 schools without either on-site childcare or unregistered informal breakfast clubs to ensure that they signpost to local childminders.

Sufficiency of Holiday Clubs

There are a number of holiday clubs operating across the borough in addition to childminders offering an essential service, particularly for those parents who use out of school clubs that close during the school holidays. However, further analysis shows that some wards have childminding as the only option for holiday care.

- **Action:** Encourage group holiday care provision in the following wards: Dodworth, Stairfoot, Dearne South, Old Town and Darfield.

Accessibility Sufficiency – Opening Times

Each of the 6 areas across Barnsley offer some form of care outside the typical hours of 8am to 6pm. The earliest time available is 5am and the latest is 10pm. There has been a reduction of 6 settings offering Saturday care since the last CSA. As recorded last year there is no Saturday provision in the Dearne, and this is now joined by the North Area.

- **Action:** encourage Saturday childcare for the few parents that may require it in the Dearne and the North Localities.

Accessibility Sufficiency – Flexibility of Childcare

Up to 90% of childcare providers allow parents to access their free education entitlement to the maximum of 10 hours in one day – this enables working parent to reduce the cost of childcare. 73% of childcare providers offer fully flexible sessions, however just 2 schools offer early education flexibly. This is a reduction of 4 schools since last year.

Action: Encourage schools to offer more flexible sessions to enable parents to work and train.

Sufficiency of Quality

Barnsley has 88% of early years and childcare providers rated by Ofsted as 'good' or 'outstanding' which is 3% above the England average. Barnsley has 38 childcare settings with the highest Ofsted rating of 'Outstanding' (20 are within childminding and 18 within full day care).

Qualification levels have fallen by 1% since the last CSA within day care, sessional play groups and out of school care. However, the qualification levels remain high with 84% of all staff and leaders holding a full and relevant level 3 or higher qualification and almost a fifth holding a level 4. Of the 52 full day care settings, 6 are not led by a graduate.

Overall Barnsley has 34 childcare practitioners holding the graduate status of Early Years Professional/Early Years Teacher (an increase of 6 in the past year with a further 7 working towards the status). Childminders are not required to hold a qualification; however, 60% in Barnsley hold a full and relevant level 3 (an increase of 6% since last year) and 8% have a relevant degree.

The 2015 Foundation Stage Profile results show Barnsley at 63% of all children at the end of their foundation year achieving a good level of development. This is a 7% increase since the last CSA.

Barnsley's in-house continuous Quality Improvement Programme (QIP) is valued by the childcare sector, with 158 completing the annual documentation. The programme also offers key note conferences, locality meetings to share best practice and a comprehensive training directory..

- **Action:** New quality improvement documents to be developed.

I Introduction

Local Authorities are required by legislation to ‘secure sufficient childcare’ under Sections 6 and 7 of the Childcare Act, 2006*. The Early Education and Childcare statutory guidance for local authorities came into force from September 2014 and clearly sets out the revised duties placed on the local authority as set out below.

Local authorities **are required** by legislation to:

“Secure sufficient childcare, so far as is reasonably practicable, for working parents, or parents who are studying or training for employment, for children aged 0-14 (or up to 18 for disabled children).”

To secure sufficient childcare places, local authorities **should**:

Take into account what is ‘reasonably practicable’ when assessing what sufficient childcare means for their area, by

- Assessing the state of the current local childcare market: including the type of childcare (e.g. full day care nursery, sessional play groups, childminders, out of school clubs); the number of places and where they are located.
- Analyse the state of the labour market, such as unemployment rates;
- Identify the gaps in quality of childcare providers by analysing their current Ofsted grades.
- Research the current capacity within existing childcare – this can include looking at vacancy rates, assessing settings funding, staff, premises, experience and expertise;
- Encouraging schools in the area to offer out-of-hours childcare from 8.00am and 6.00pm;
- Encouraging existing providers to expand their provision and new providers to enter the local childcare market.

Local Authorities are to report annually to elected council members on how they are meeting their duty to secure sufficient childcare, and make this report available and accessible to parents.

Local authorities are responsible for determining the appropriate level of detail in their report, the geographical division and date of publication. However, the report should include:

- a specific reference to how the authority is ensuring there is sufficient childcare available to meet the needs of: disabled children; children from families in receipt of the childcare element of Working Tax Credit or Universal Credit; children with parents who work irregular hours; children aged two, three and four taking up early education places; school age children; and children needing holiday care;
- information about the supply of and demand for childcare for particular age ranges of children, and the affordability, accessibility and quality of provision; and
- details of how any gaps in childcare provision will be addressed.

*With subsequent amendments i.e. Section 7 of the Childcare Act 2006 (as substituted by section 1 of the Education Act 2011) which places a duty on English local Authorities to secure early years provision free of charge. Regulations made under section 7 set out the type and amount of free provision and the children who can benefit from the free provision (currently 2 year olds for 15 hours of free early education entitlement if the parent meets particular criteria and 15 hours of free early education for all 3 and 4 year olds).

2. Sufficiency Indicators

2.1 Sufficiency Indicators

Based on the government's statutory guidance, Barnsley's Childcare Sufficiency Assessment (CSA) will be based on the overall sufficiency in the following categories:

- Range/Type
- Number of Places
- Vacancy Rates to Meet Future Demand
- Accessibility (Times Open)
- Flexibility (Flexible Offer for the 15 Hour Free Early Education Entitlement)
- High Quality
- Inclusivity
- Affordability

2.2 Geographical Areas

The 2015 Childcare Sufficiency Assessment sufficiency indicators will be analysed and reported on the 6 Area Council localities:

Central Area comprising the following wards:

- Central, Dodworth, Kingstone, Stairfoot and Worsbrough

Dearne Area comprising the following wards:

- Dearne North and Dearne South

North Area comprising the following wards:

- Darton East, Darton West, Old Town and St Helen's

North East Area comprising the following wards:

- Cudworth, Monk Bretton, North East and Royston

Penistone Area comprising the following wards

- Penistone East and Penistone West

South Area comprising the following wards

- Darfield, Hoyland Milton, Rockingham and Wombwell

More detailed analysis of the changes noted since the last CSA, show that:

- Baby places in full day care nursery have increased by 19 places across the borough, although it was noted that there was a reduction in the Dearne and the South Locality.
- Two year old places have increased across the borough by 210 places (144 in full day care and 66 in sessional care). Three and four year old places have increased by 46 places across the borough with significant increases in Central and South localities.
- The North and North East have reduced their 3 and 4 year old places.
- Out of school provision has increased in both the North East and the South locality.

3.3 Range and Type of Childcare Sufficiency Indicator

Childminding: within the childminding sector, there has been a net increase of 10 new childminders registering, although some existing childminders have reduced their number of places offered. Across the borough each of the 6 area localities have Ofsted registered childminders, therefore **sufficient in this type of provision**.

Day Nurseries: the number of full day care nurseries has increased by 2 providers with the opening of:

- Tick Tocks day nursery – Kingstone Ward (Central Locality)
- Gawber pre-School day nursery – Darton West Ward (North Locality)

One day nursery de-registered with Ofsted since the last CSA:

- Kids at Play day nursery – Dodworth Ward in the Central Locality

Whilst the increase in new day nurseries is small, the actual number of places has significantly increased. The main reasons are: some providers moving to larger premises and an expansion of two year old places via the government grant to meet the increase in the free entitlement for eligible children. In addition, some pre-school playgroups have been re-classified from ‘sessional care’ to full day nurseries, as they open all year round from 8am until 5.30-6.00 pm. This has also had an impact on the number of full day care places now being recorded. Each area locality has some full day care provision, although it is noted that Dodworth ward does not have any full day care. Overall, Barnsley has **sufficient full day care** across the borough.

Out of School Provision: the number of new Out of School clubs that have opened since the last CSA is as follows:

- Keresforth Breakfast and Out of School – Dodworth (Central Locality)
- Tick Tocks OOS – Kingstone Ward (Central Locality)
- Little Acorns 2 OOS club – Worsbrough Ward (Central Locality)
- Fun Box Holy Trinity – St Helen’s Ward (North Locality)
- Rise and Shine OOS at Richard Newman School – St Helen’s Ward (North Locality)
- Churchfields Primary Playzone OOS – Cudworth Ward (North East Locality)

Out of School Club provision that have closed since the last CSA:

- St John’s Bright Lights – Dodworth Ward (Central Locality)


Overall, Barnsley **has sufficient** range and type of out of school provision in the area localities. However, it is noted that Stairfoot and Darfield have no on-site after school childcare, leaving childminding as the only option in these wards.

Action: Encourage schools in Stairfoot and Darfield wards to offer after school childcare.

4.2 Take of the Two Year Entitlement

The following highlights the percentage of eligible children accessing a two year old entitlement place as at June 2015. The entitlement is 15 hours per week over 38 weeks, for eligible families.

Figure 4.2.1 Take up of Two Year Free Entitlement as At June 2015



**Early learning
for two-year-olds**
Barnsley

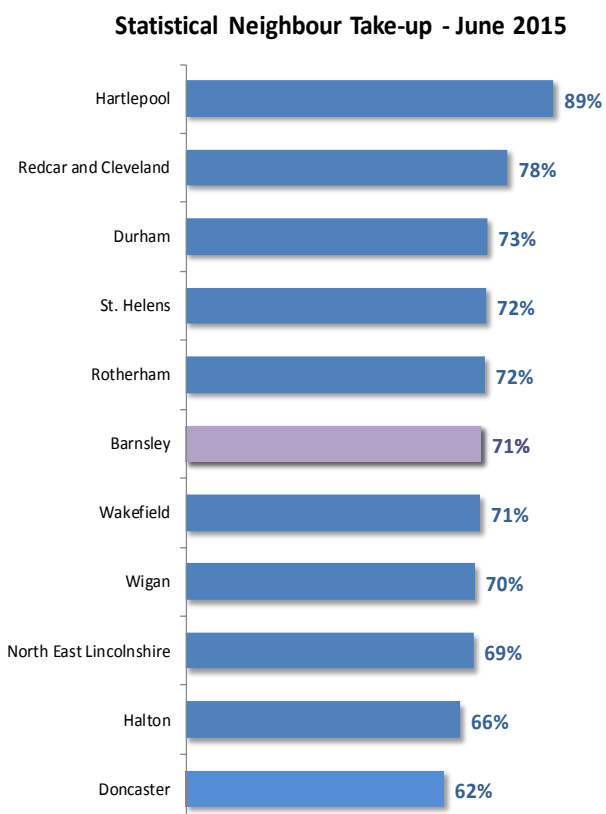
In June 2015 Barnsley reported take-up of the entitlement to early learning for two-year-olds as 71% or 1013 children.

This is a change of -1.3ppts from February 2015.

Within the Yorkshire and The Humber region the average take-up was 66%, placing Barnsley 5 out of 15.

Within statistical neighbours the average take-up was 71%, placing Barnsley 6 out of 11.

Nationally the average take-up was 63%, placing Barnsley 44 out of 152.



Take-up rate based on DWP eligibility list - November 2014 and March 2015

Barnsley aims to reach an 80% take up of parents accessing 15 hours of free entitlement for two year olds over the forthcoming year.

4.3 Early Education Funding – Take up by Provider Type

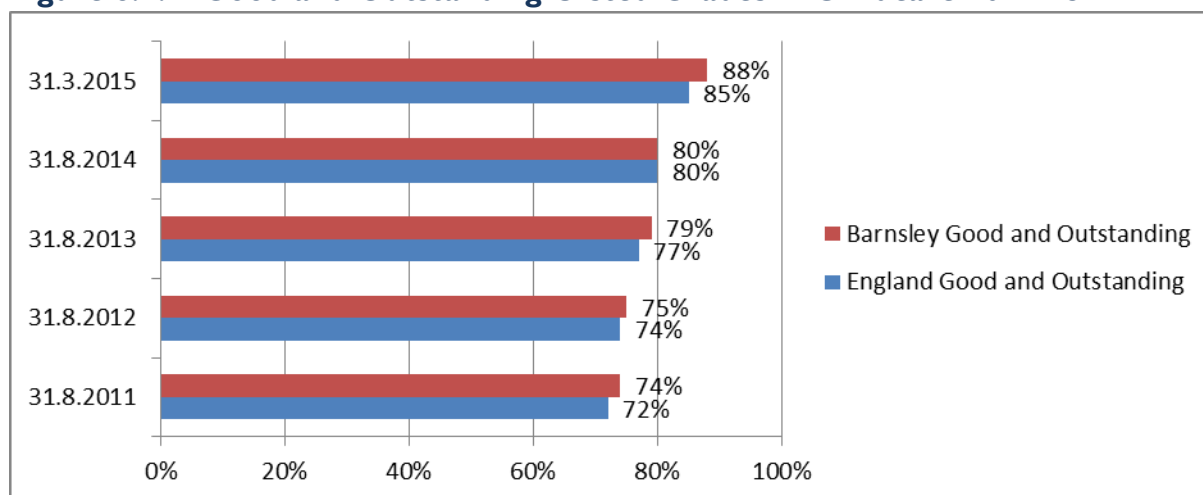
Figure 6.3.1 highlights the take up of the 3 and 4 year old early education offer. That is the entitlement is 15 hours over 38 weeks (or 570 hours stretched) per annum following the child's third birthday. All parents are eligible for this free early education entitlement which can be taken in a childcare setting, with a childminder or in a school.

8. Key Findings: Quality of Childcare in Barnsley

8.1 High Quality – Ofsted Grades

As at 31 March 2015, Barnsley childcare settings achieved 88% ‘Good’ or ‘Outstanding’ grades in their Ofsted inspection. This is 3% above the England average. Barnsley has successfully managed to retain above ‘national average Ofsted grades’ despite the growth of new childcare over the past 5 years as highlighted in the figure below:

Figure 8.1.1 Good and Outstanding Ofsted Grades in Childcare 2011-15



Barnsley has 20 Ofsted registered Outstanding Childminders and 18 Day Nurseries:

Figure 8.1.2 Outstanding Settings By Area Locality

Provider Type with an Outstanding' Ofsted Grade	Central	Dearne	North	North East	Penistone	South	Barnsley TOTAL
Childminders	1	0	2	4	3	10	20
Full Day Care	4	1	1	3	6	3	18

See Appendix I : Quality of Childcare Settings in Barnsley as at July 2015 for more detailed information relating to the Ofsted grades by locality.

8.2 Qualification of Leaders and Staff

The annual audit of qualifications, highlighted that 1,155 staff were employed within the childcare sector (including self employed childminders). The graph below shows the qualification levels across the workforce (excluding childminders) since 2012.

9.3 Training to Improve Skills in Supporting Children with Disabilities

Between April 2014 and March 2015, the Council has delivered through its training programme, 16 'Passport to Inclusion' training courses. Courses ranged from 'Autism not Naughtyism' to 'Sensory in a Suitcase'. Both Childcare practitioners and Short Break providers were invited to attend the courses to improve their skills to meet the individual needs of children with disabilities and complex health needs.

In addition, the Council has implemented over the past two years an 'inclusion grant' for play resources to support disabled children who access the setting. The Council also offers a DCATCH – Disabled Children's Access to Childcare Grant to allow additional support in settings either additional staffing or resources.

The Council has also rolled out another cohort of the Wellcomm initiative aimed at improving speech and language with very positive results. From April 2015 a new panel was established to provide early support and intervention.

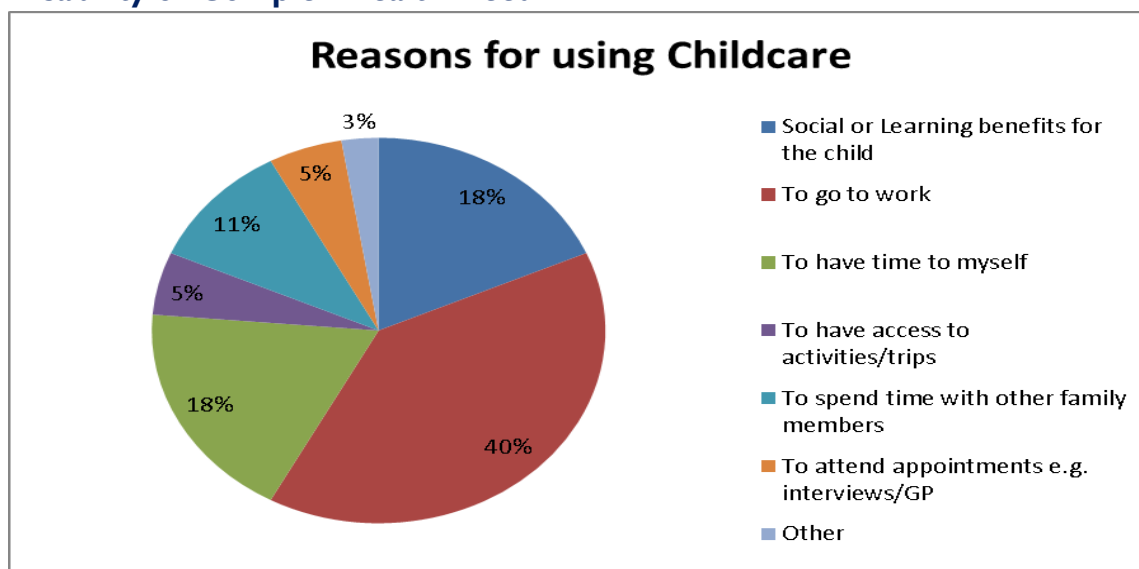
9.4 Survey of Parents with Children who have a Disability or Complex Health Need

The last full childcare questionnaire undertaken by BMBC was in 2011 and we were interested in parents and carers views regarding the use of formal childcare and how this compared with the Parliamentary Inquiry into childcare for disabled children. The questionnaire was posted out to 1346 parents/carers with the Aiming High Newsletter in December, of which, 71 questionnaires were returned. To secure an up to date understanding of parents/carers views on childcare we asked if they had used childcare within the last 18 months and requested that their views were based on this experience..

- 33.8% of respondents had used childcare in the last 18 months.
- 64.7% have not used childcare in the last 18 months.
- 1.4% did not respond to this question.

Below are the reasons for parents/carers using childcare -the main reason was to go to work.

Figure 9.4.1 Reasons for Using Children – Parental Survey of Children with a Disability or Complex Health Need



10 Affordability

The table below provides a summary of the childcare costs in Barnsley compare with the Family and Childcare Trust Cost Survey 2014 (2015 for the Holiday Costs) in Yorkshire and Humberside.

Figure 10.1.1: Average Childcare Costs

	Sep 2014	Sep 2015	Family and Childcare Trust Cost Survey Yorkshire & Humberside Comparison
Childminder (hourly rate)	£3.75/Hr	£3.77 Hr	£3.63
Day Nursery Weekly Rate 2 yr old	£172	£174	£175.88
Pre/After School Sessional Rate	£7.50	£7.94	£8.97
Holiday Club	£108	£118	£114
Playgroup = session costs	£7	£7.17	N/A

Source: BMBC Childcare Audit

The above table shows a 1% increase in full day rates since the last CSA. However, the Family and Childcare Trust 2014 Childcare Cost Survey shows that Barnsley has affordable childcare compared with the regional averages.

In Barnsley the rate paid for settings delivering the two year old free entitlement is:

- £4.73 per hour in group care settings and schools
- £4.45 per hour in childminding settings

The three and four year old free entitlement rate paid to providers in Barnsley is:

- £3.59 base rate plus a disadvantage subsidy which varies per setting

Action: Monitor the cost of childcare as nationally there has been an increase in the two year old entitlement rate which may be a result of the government free entitlement rate paid to childcare settings.

This concludes the 2015 Barnsley Childcare Sufficiency Assessment, the following appendices provides more detailed analysis on the quality of settings and a detailed analysis of the Foundation Stage Profile Results 2015.