



# Childcare Sufficiency Report 2025

## Barnsley Council



Barnsley – the place  
of possibilities.



**BARNSLEY**  
Metropolitan Borough Council

## Contents

Introduction .....	3
Our Vision for Childcare .....	4
Progress against Actions in the 2024 Report .....	4
Key Findings from the 2025 Assessment .....	5
Priorities for 2026 .....	6
1. Baseline and Current Picture .....	7
2. Demand for Childcare .....	7
2.1 Population of early years and school age children .....	8
2.2 Population Forecasts .....	8
2.3 Housing Projections .....	8
2.4 Funded Early Years Education .....	9
2.4.1 Take Up of Funding .....	9
3.1 Number of providers by type of provision .....	10
3.2 Number of Early Years Places by Provider Type .....	11
3.3 Childcare Sufficiency Ratio .....	11
3.4 Vacancies .....	12
3.4.1 Early Years Vacancies .....	12
3.4.2 Sessional Vacancies .....	12
3.5 Cost of Childcare .....	13
3.6 Quality of Childcare – Ofsted Inspections .....	14
4. Children with SEND in Barnsley .....	14
4.1 EHCP + SEN Support .....	15
4.2 Local Offer .....	16
4.3 Early Years Inclusion Grant .....	16
5. Workforce Recruitment and Development .....	17
6. Parents and carers views of sufficiency in our local area .....	19
Appendix A: Ward Profiles .....	25

## Introduction

Barnsley Metropolitan Borough Council has a statutory duty under Section 6 of the Childcare Act 2006 to ensure, as far as is reasonably practicable, that sufficient childcare places are available across the borough for children aged 0-14 (or up to eighteen for disabled children).

Under Section 7 of the Childcare Act 2006, the council must secure free early education provision for each eligible young child in their area from the term after they turn 9 months old, until they become eligible for a school place.

The statutory duty includes that Barnsley Council must 'report annually to elected council members on how they are meeting their duty to secure sufficient childcare and make this report available and accessible to parents.'

Having sufficient childcare means that families can find childcare that meets their child's learning needs and enables parents to make a real choice about work and training.

To support the affordability of childcare and encourage parents and carers to return to work or increase their hours to fill gaps in the labour market, the early years entitlements have been expanded from 15 hours in April 2024 to 30 hours from September 2025. This means eligible working families can now access 30 hours of funded childcare from the term after their child is 9 months old up to school age.

Wraparound Care is also expanding with the governments vision being that all primary age children will be able to access before and after school care to meet their needs between 8am-6pm by September 2026.

Free childcare also continues for 15 hours for families of two-year old's who access additional support and 15 hours of funded childcare is universally offered for all 3 &4 year olds

Universal Credit and Tax-Free Childcare is available to further support families with childcare costs. [Tax-Free Childcare - GOV.UK](#)

The report presents statistics as of summer term 2025.

## Our Vision for Childcare

Barnsley Metropolitan Borough Council are committed to supporting the sufficiency and quality of early years education and childcare provision; giving children the best possible early learning experiences coupled with a comprehensive range of early help.

The importance of high-quality childcare, and its significance in supporting attainment, is at the heart of the 2030 Learning Barnsley ambitions: ‘Children and young people aim high and achieve their full potential with improved educational achievement and attainment’. Below are the current performance measures linked to the ambitions.

Key Measure	Target	August 2025
<b>% of EY and Childcare settings judged good or outstanding by Ofsted</b>	98%	Barnsley 98%
<b>EYS: Achieving a Good Level of Development (GLD) at the end of the Foundation</b>	Sustained improvement and consistently above the National Average	Barnsley: 68% National: 68 %

Table 1: National and Barnsley GLD targets

Announced in July 2025 the ‘Giving every child the best start in life’ policy paper is the government’s strategy for improving child development by providing better support for families through Best Start family Hubs and services, more accessible early education and childcare, and improving the quality in early years, including reception. This new strategy includes a national aspirational educational ambition for 75% of all 5 year olds to have reached a good level of development by 2028. All local authorities have a statutory target with Barnsley’s target set slightly higher than the national figure at 77.8% by 2028, which to be fully met must include 67% of disadvantaged pupils achieving GLD.

## Progress against Actions in the 2024 Report

We have made considerable progress on the actions identified in last year’s report:

- **Early Years Childcare Places**

There has been an increase of 703, from 4,496 places to 5199 childcare places; enabling higher than national take up of the new entitlements.

- **Wraparound Providers**

The number of wraparound providers has grown from 14 to 21 Out of School Clubs, reflecting an increase of 7 clubs.

- **Continue to collaborate with Schools, Colleges, Universities, Adult Learning, Apprenticeship Providers and Department of Work and Pensions to promote Early Years careers, to support the need for additional staff for the increase in places.**

Careers sessions have been conducted in collaboration with local branches of the DWP, Barnsley College, secondary schools, family hubs, and during events organized with the Proud to Care Team. Additionally, new entitlements and career opportunities in childcare have been promoted through multiple social media campaigns.

- **Provide advice, support, guidance, and training to increase the quality of early years provision through our Early Years Quality Team and Inclusion Improvement Officers**

The quality of early years provision remains high, and new procedures have been implemented to provide stronger support for the most vulnerable children. This involves close collaboration with the SENDIO team and regular information sharing. In 2025, we observed improvements in the attainment of disadvantaged children and those with SEND, aligning Barnsley with national outcomes.

- **Conclude work with our Business Intelligence Team to ensure the sufficiency of places will be consistently monitored.**

The Business Intelligence Team is working to ensure this report provides an accurate and up-to-date view of sufficiency year-round.

- **Further understand the demand the new entitlements place on childcare places for children with SEND needs.**

Enhanced statistical data is now accessible, and a Section 23 panel meeting has been established to facilitate collaboration among all services supporting children with identified SEND. This initiative has proven beneficial in ensuring that early years children receive their entitlements, are supported during transitions, and have their support needs proactively identified within educational settings.

## Key Findings from the 2025 Assessment

- The expansion in the offer of early years entitlements has created additional demand on the childcare and wraparound places throughout the borough. Although the total

number of providers has increased from 261, in November 2024, to 284 by the summer term 2025, further increases are required to meet demand.

- The number of childcare places offered has also increased from 4,496 places to the 5199, and the number of places registered but not currently offered has reduced to 136.
- The take up of universal 3& 4 year old funding has remained at 99%, which is above the national percentage.
- The take up figure for 2 year olds of families accessing additional support has fallen from 77% to 71% - most likely due to the limited number of places available locally across the borough with the introduction of the new entitlements.
- The number of early years children identified on the Early Years Census January 2025 who have either an Education Health and Care Plan (EHCP) or require SEN support is 259. The breakdown of this total is that 230 require SEN support and 29 have an EHCP.
- The percentage of those settings receiving Outstanding and Good has increased and is now 98%, which is a 5% increase from 2024.
- Parents overall gave positive feedback about the expansion of funded childcare and the creation of new places.

## Priorities for 2026

The main priorities for 2026 will be to continue to expand childcare places and wraparound places across the borough for 0-3's, with Dearne Area Council and the individual wards of Darton West and Stairfoot being the highest priority areas. This will ensure by summer term 2026 we have a surplus of places to enable parents to access care where they live and have a choice of the type of care they access.

There will also be continued effort to reach the 997 wraparound places target set by the Department of Education (DfE) to ensure places are accessible to parents for the September 2026 implementation date.

Several initiatives have been announced in summer term 2025, which will need to be factored into the strategic plans for 2025-2026; including Best Start in Life, School Based

Nursery Initiatives, Free Breakfast Clubs and the link between the Wraparound Expansion and Healthy Activities Fund.

Maintaining high standards of childcare following Ofsted's changes in November 2025 will remain a key priority.

Work will continue to increase take up rates of the 2 year old entitlement for those receiving additional support.

Work needs to be completed to encourage providers to expand their current hours to support all year round care and evening/night and weekend care to support shift workers.

## 1. Baseline and Current Picture

Data collected from Summer Term 2025 shows an increase in early years settings from 261 in November 2024 to 287 in Summer 2025. The number of Childminders has increased by 17; with priority areas, Dearne, North, and North-East all having increases. In addition, 1 new day nursery and 1 new sessional childcare (due to change of offer) have increased Early Years places in the borough. Furthermore, there are now 21 Out of School Clubs, which is an increase of 7 clubs from Autumn 2024.

Area Council	Childminder	Day Nursery	Family Centre/Hub	Out of School	Sessional	Maintained Nursery	Sum of Total
Central	20	10	1	2	0	15	47
Dearne	11	3	2	2	1	7	26
North	38	7	1	7	0	11	64
North-East	36	10	1	4	2	9	61
Penistone	15	10	0	3	1	3	31
South	31	10	1	3	0	10	55
Grand Total	151	50	6	21	4	55	287

Table 2: August 2025 Provider Data

## 2. Demand for Childcare

It is anticipated that the demand for childcare will increase further throughout 2026 because of the back to work initiatives, such as the Pathways to Work Programme, the awareness of the new entitlements, and due to planned new housing developments.

## 2.1 Population of early years and school age children

There are an estimated 43,430 children aged 0-14 year olds living in Barnsley, which is an increase based on last year's equivalent NHS data. The largest increases by ward are in South and North-East, which overall have the highest population of 0-14 year olds.

Area Council	0-2	3-4	5-8	9-14	Total 0-14
<b>Central</b>	1,335	1,003	2,068	3,310	7,716
<b>Dearne</b>	879	651	1,394	1,975	4,899
<b>North</b>	1,408	963	2,109	3,290	7,770
<b>North-East</b>	1,633	1,127	2,474	3,972	9,206
<b>Penistone</b>	623	465	1,075	1,859	4,022
<b>South</b>	1,708	1,228	2,627	4,254	9,817
<b>Barnsley</b>	<b>7,586</b>	<b>5,437</b>	<b>11,747</b>	<b>18,660</b>	<b>43,430</b>

Table 3: Data from NHS live birth statistics

## 2.2 Population Forecasts

According to the Office for National Statistics (ONS) mid-year 2024 report, it is expected the child population (aged 0-14 years) will decline by 4.4% to 41,600 by 2030.

In contrast, the total population is projected to increase by 5.5% in the same period.

Age Range	2020	2025	2030	%Change 2020-2030
<b>0-14</b>	43,515	43,042	41,600	-4.4%
<b>Overall Population</b>	<b>248,707</b>	<b>251,770</b>	<b>262,376</b>	<b>+5.5%</b>

Table 4: Data from ONS population

## 2.3 Housing Projections

Over 5,500 homes are due to be built across the borough between 2025 and 2030; below is a summary by Area Council, with a full breakdown between each ward.

When new housing is proposed, childcare sufficiency is considered, and if sufficiency is impacted negatively by the housing development, funds are requested through Section 106 to support the development of new places, to the ratio of 8 per 100 houses. As all areas currently have a surplus 3 and 4 year old places; we would expect between 2025 and 2030 around 230 extra places for children 0-3 will be required to meet the needs of the extra housing.

Area Council	No. sites	25/26	26/27	27/28	28/29	29/30	Total
<b>Central</b>	15	57	145	228	323	295	1,048
<b>Dearne</b>	14	155	197	210	195	200	957
<b>North</b>	17	10	64	215	263	344	896
<b>North-East</b>	20	75	52	198	419	543	1,287
<b>Penistone</b>	7	87	86	94	39	80	386
<b>South</b>	23	139	247	193	291	310	1,180
<b>Grand Total</b>	<b>96</b>	<b>523</b>	<b>791</b>	<b>1,138</b>	<b>1,530</b>	<b>1,772</b>	<b>5,754</b>

Table 5: Housing projections provided by School Place Planning

## 2.4 Funded Early Years Education

Children from working households who meet the criteria from Autumn term 2025 can access 30 hours of childcare from the term after their child reaches 9 months old, until they reach school, if their status doesn't change and they refresh their eligibility code termly.

Other funding includes:

- 15 hours entitlement for 2-year-olds for children whose parents are accessing additional support
- 15 hours universally offered to all 3&4 year olds.

Over the past year, we have expanded our childcare provision, increasing the number of settings from 261 to 287; with net gains in the number of childminders, and out-of-school care providers and a new preschool across the borough. This growth has resulted in an increase in the number of places offered, leading to a higher Childcare Sufficiency ratio.

### 2.4.1 Take Up of Funding

The take up of funding for working parents during summer term was 88% which was higher than expected across all age ranges

The take up of 3&4 year old universal funding remains high, at 99%.

The take up rates of 2 year olds families accessing additional support has fallen again from 77% to 71% (% based on take up of parents on lists provided by DfE). This may be due to a reduction in places available locally, and in addition, as some parents with low incomes are also entitled to both non-working and working elements of the funding.

### 3.1 Number of providers by type of provision

The borough now has a total of 287 providers - This growth in providers has been consistent across the borough, with each area council seeing an increase in the total number of providers.

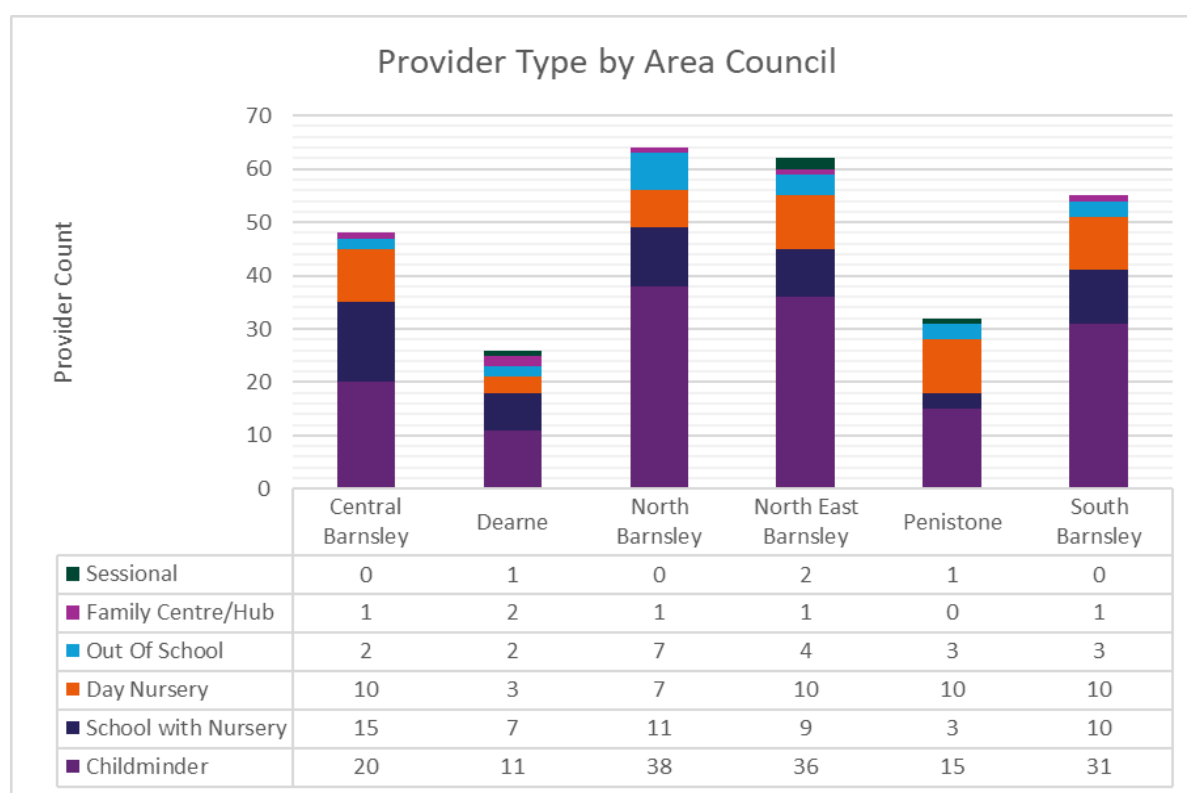
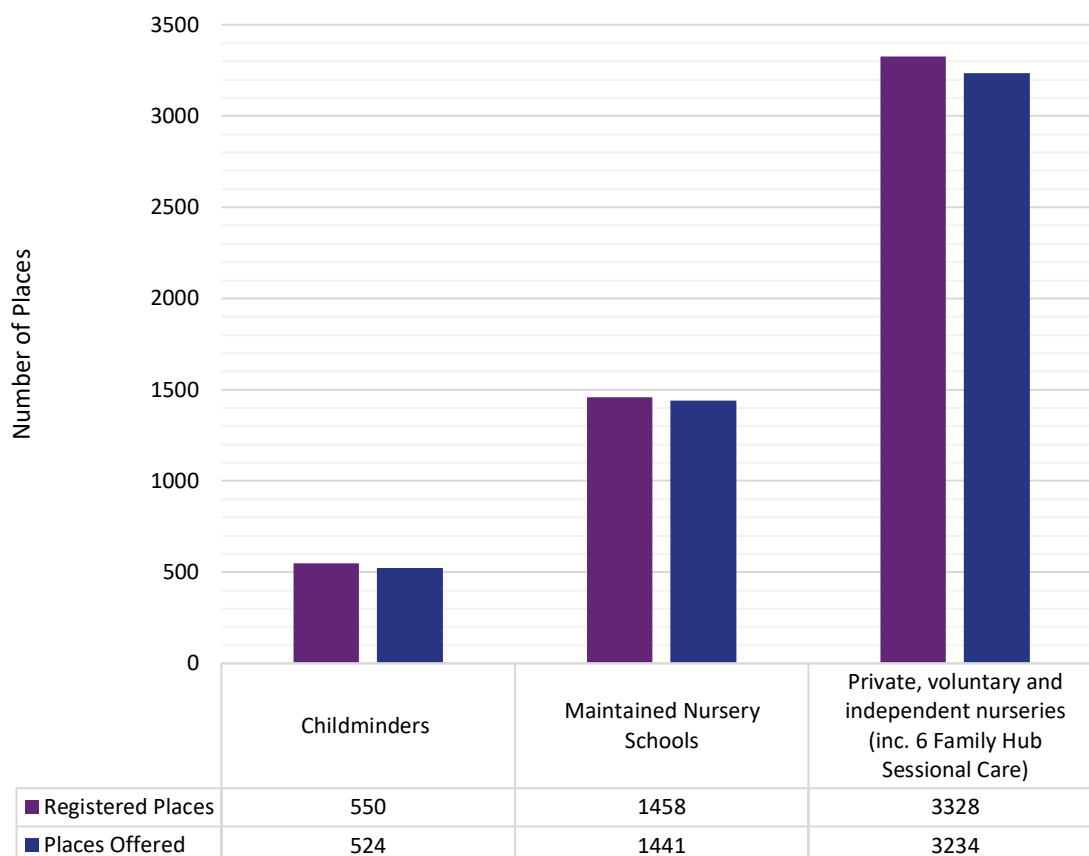


Table 6: Provider Type by Area Council

### 3.2 Number of Early Years Places by Provider Type

The number of early years childcare places being offered has increased this year by 703, from 4,496 places to the 5199. However, there are 5336 registered places, meaning that 136 places are not being utilised. It is good that the registered and offered places gap has reduced, although there is still a shortage of qualified staff to fill vacancies.



### 3.3 Childcare Sufficiency Ratio

The ratio of Early Years childcare places has increased in all area councils over the past year, reaching an average of 0.54 across Barnsley. However, Dearne remains the lowest, at 0.37. Although places have increased across all Area Councils, a further increase is required across all areas, but particularly in the Dearne for children 0-3.

<b>Central</b>	2226	1267	1217	0.45	0.57
<b>Dearne</b>	1188	440	410	0.30	0.37
<b>North</b>	1863	832	807	0.38	0.45
<b>North-East</b>	2182	1152	1198	0.42	0.53
<b>Penistone</b>	842	677	638	0.69	0.8
<b>South</b>	1932	990	969	0.44	0.51
<b>Barnsley</b>	10,233	5358	5239		

Table 7: Childcare Ratio by Area Council based on registered places

### 3.4 Vacancies

Vacancy rates are a snapshot and often change rapidly. In some cases, providers may have a vacancy which is only available for a specific age group, or for a particular part time arrangement. We ask providers to report vacancies to us so we can help promote them (not all choose to do this). In general, vacancy rates are higher in the autumn, when children move to school.

#### 3.4.1 Early Years Vacancies

There is a total of 489 full-time vacancies in Early Years settings. Of these, 151 vacancies are for 3 and 4 year-olds, while 173 vacancies are available for children aged two and under.

Type of Provision	Number of providers	Total number of vacancies (full time equivalent)
Childminders	151	27
School Based Nurseries	55	151
Private, Voluntary, and independent nurseries	60	311
<b>Total</b>	<b>266</b>	<b>489</b>

Table 8: Number of Early Years Vacancies

#### 3.4.2 Sessional Vacancies

Sessional vacancy data across the borough indicates that the 3-4-year-old age group has the highest number of available places, while the under two age group has the fewest. Although sessional vacancies do not directly reflect full-time places, they provide valuable insights into the availability of childcare at various times and on different days.

The data shows that afternoon sessions for early years provision typically have more vacancies than morning sessions. Tuesday has the fewest vacant sessions overall, while Monday and Friday have the most available sessions.

Monday AM	105	143	375	636	623
Monday PM	125	144	440	378	709
Tuesday AM	94	155	387	642	636
Tuesday PM	120	148	431	374	699
Wednesday AM	100	140	374	634	614
Wednesday PM	112	144	418	365	674
Thursday AM	89	148	378	639	615
Thursday PM	109	148	432	370	689
Friday AM	100	144	376	664	620
Friday PM	126	145	463	400	734

Table 9: Sessional vacancies

### 3.5 Cost of Childcare

Childcare costs in Barnsley have risen sharply over the past year, with day nursery fees surpassing both national and regional averages. Day Nurseries tell us the increases are down to the salaries they need to offer to attract staff, NI increases and cost of utilities and food. However, since most parents now qualify for 30 or 15 hours of free care, very few pay for full 25 or 50 hour packages. Instead, most families only pay for any extra hours outside their funded allocation.

Area	Nursery		Childminder	
	Under 2	2 year old	Under 2	2 Year old
<b>National</b>	<b>£159.61</b>	<b>£153.69</b>	<b>£132.85</b>	<b>£131.48</b>
<b>Yorkshire and Humber</b>	£151.26	£148.82	£127.49	£127.05
<b>Barnsley</b>	£185.89	£185.65	£136.65	£136.58

Table 10: Price of 25 hours a week childcare for children aged three and under: Data from Coram Family and Childcare's 23rd annual Childcare Survey

Area	Nursery		Childminder	
	Under 2	2 year old	Under 2	2 Year old
<b>National</b>	<b>£305.11</b>	<b>£290.77</b>	<b>£254.12</b>	<b>£253.83</b>
<b>Yorkshire and Humber</b>	£210.76	£201.14	£178.42	£177.75
<b>Barnsley</b>	£356.48	£371.30	£273.30	£273.16

Table 11: Price of 50 hours a week childcare for children aged three and under: Data from Coram Family and Childcare's 23rd annual Childcare Survey

### 3.6 Quality of Childcare – Ofsted Inspections

The grade a childcare setting receives when it is inspected by Ofsted is a key indicator of quality of the care and education it provides. There are four different grades that can be given to childcare settings: Outstanding, Good, Requires Improvement, and Inadequate.

The following table shows the percentage of providers achieving Good or above outcomes. The percentage of Good and Outstanding outcomes has increased by 5% in Barnsley.

	Good	Outstanding	Total
<b>National</b>	<b>96%</b>	<b>97%</b>	<b>98%</b>
<b>Yorkshire and Humber</b>	97%	98%	98%
<b>Barnsley</b>	96%	93%	98%

Table 12: Percentage of Childcare Provision rated 'Good' or 'Outstanding' Data from Ofsted statistics.

Barnsley Council has offered support to all childcare settings in the borough, with those that are likely to be inspected soon being offered specific support on an individual and bespoke basis.

Providers can also receive a Met or Not Met outcome if they are inspected when they have no children on roll or have no children present on the day of the inspection. Out of School Clubs and those on the Childcare Register currently can only receive a Met or Not Met outcome. The way Ofsted grade inspections are due to change significantly in the Autumn Term 2025.

### 4. Children with SEND in Barnsley

All settings are Ofsted registered and are inspected to ensure they are inclusive for all children including those with Special Educational Needs and/or Disabilities (SEND). Early years providers tailor support to each child's needs, creating an environment where every child, including those with SEND, can thrive. To support with the costs of inclusion the benefits of claiming Disability Access Funding (D.A.F), Early Years Pupil Premium (E.Y.P.P) and of the Early Years Inclusion Grant (EYIG) are promoted to providers.

## 4.1 EHCP + SEN Support

The Department for Education figures below show an increase in children with EHC plans in 2025. 103 children have an EHC plan across universal, working parents, and families receiving additional support entitlements compared to 86 children in 2024. Although there has been a reduction in those accessing SEN support, as 377 were recorded in 2025 when compared to 420 recorded in 2024. There has been significant investment in the SEND Improvement Team to provide individual support and training to early years providers, and this has improved the childcare environments, as well as raised confidence levels in their abilities to adapt their care to be more inclusive.

EHC plan				England		Yorkshire and The Humber	
						Barnsley	
				2025	2024	2025	2024
EHC plan	Universal	Total	Number of registered children	18,376	18,661	85	73
			Percentage of registered children	1.6%	1.6%	1.7%	1.4%
	Working parents	Total	Number of registered children	2,344	2,366	14	13
			Percentage of registered children	0.3%	0.7%	0.4%	0.8%
	Families receiving additional support	2-year-olds	Number of registered children	456	868	4	0
			Percentage of registered children	0.5%	0.7%	0.8%	0.0%
SEN support	Universal	Total	Number of registered children	84,796	85,524	307	342
			Percentage of registered children	7.3%	7.3%	6.1%	6.6%
	Working parents	Total	Number of registered children	16,666	13,958	56	58
			Percentage of registered children	2.0%	3.9%	1.5%	3.7%
	Families receiving additional support	2-year-olds	Number of registered children	4,377	4,885	14	20
			Percentage of registered children	4.6%	4.2%	2.7%	3.2%

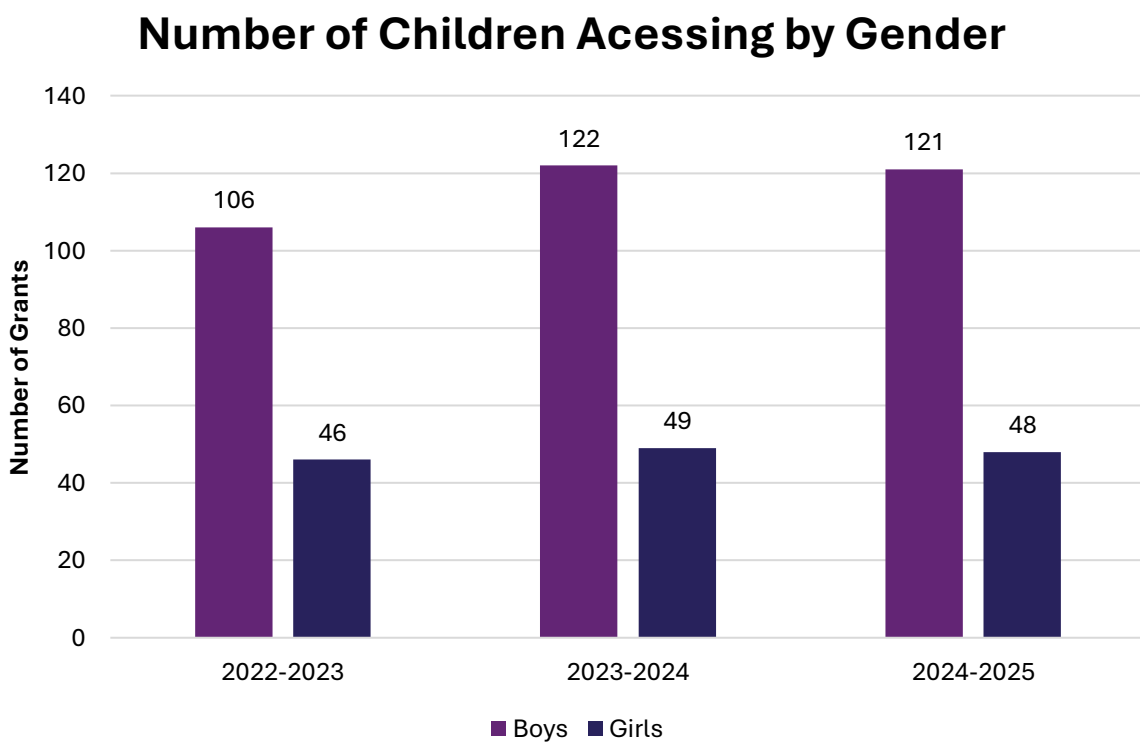
## 4.2 Local Offer

The Local Offer provides information about the services available to children and young people with SEND and their families across Education, Health, and Social Care. Knowing what is out there and having the right information in one place gives parents more choice and therefore more control over the services they use. Our [Local Offer](#) holds all the information in one place, making it easier for parents to find out what they need to know. The Childcare section includes help with childcare costs, finding childcare, a helpful guide to choosing childcare for a child with SEND, and explains how the setting will support the child, as well as a podcast on getting ready for school to support school readiness.

## 4.3 Early Years Inclusion Grant

The Early Years Inclusion Grant must be provided by the Local Authority as set out in the Early Years Funding guidance.

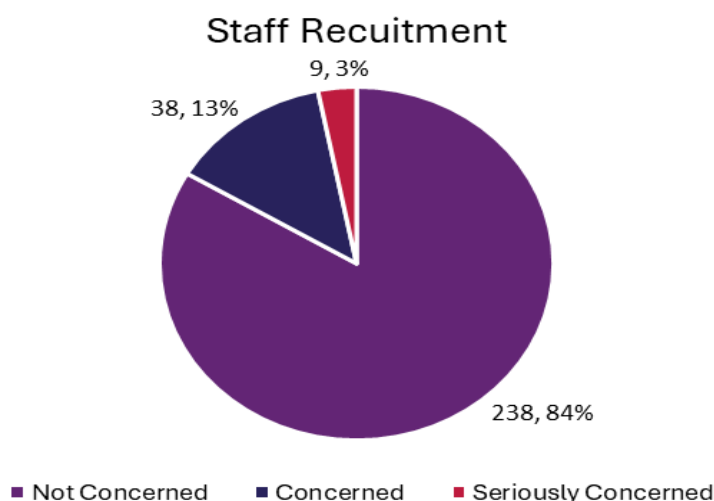
As of Summer, Term 2025, the grant has supported 169 children in the 2024/2025 period which shows a very slight reduction of 2 children compared to 171 children for the same period in 2023/2024. The graph below highlights the large gender difference in claims:



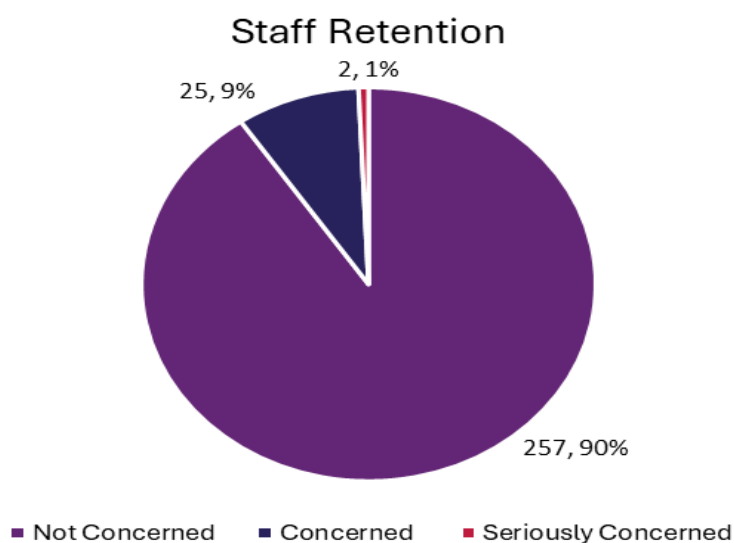
## 5. Workforce Recruitment and Development

A skilled workforce is essential for quality childcare. Since 2020, recruiting and retaining staff has been difficult, especially as demand for more places grows. Last years' Childcare Sufficiency Assessment prioritised expanding the workforce, and this effort seems to have positively impacted staff shortages. While early years and wraparound providers continue to experience difficulties in recruiting suitably qualified staff, overall workforce pressures have eased as more individuals join the sector.

Staff recruitment is now less concerning than in 2024 with 84% of providers not concerned and only 9 providers are seriously concerned.

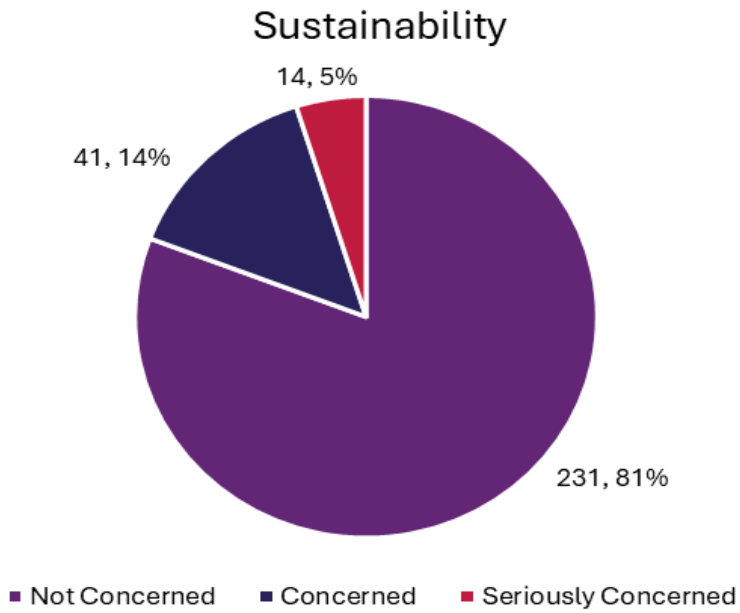


Concerns around staff retention have also reduced with 90% of all providers not concerned about retaining staff.



Sustainability has concerned providers in previous years, but the percentage of providers seriously concerned has reduced by half from 10% in 2024 to 5%. The reduction in concern is mainly down to the increase in the Early Years Entitlements funding rates for

children 9 months to 3 years. Providers are still concerned about the rates they receive for 3 and 4 year olds as they are significantly lower.

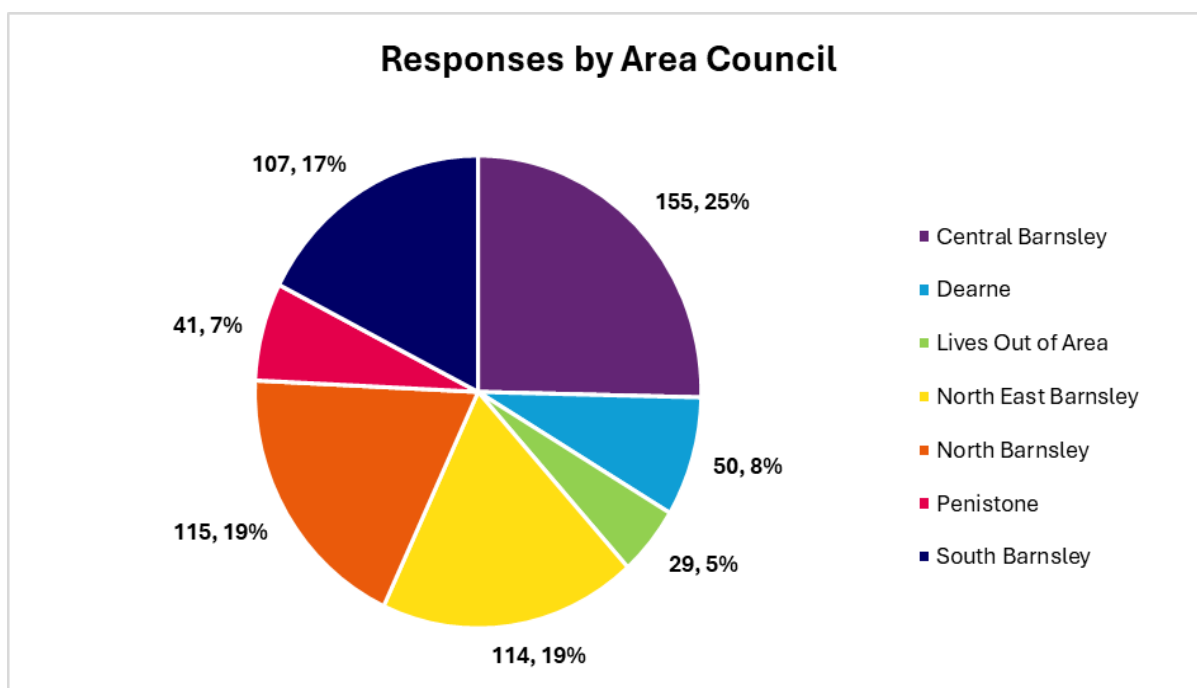


## 6. Parents and carers views of sufficiency in our local area

A parent and carer survey was undertaken in May 2025 to ascertain the view of parents and carers with regards to childcare availability and accessibility.

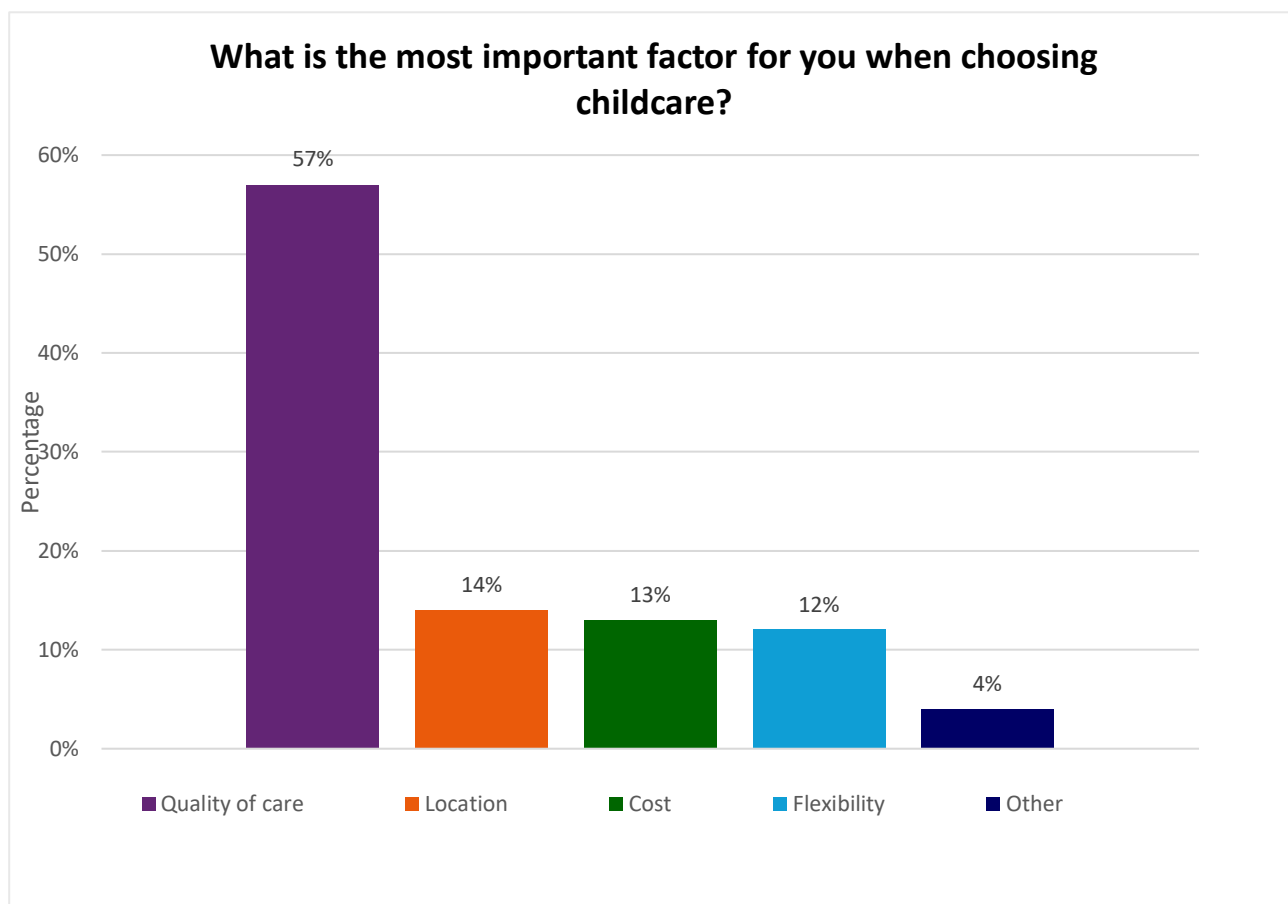
The survey was promoted and distributed by the Childcare Sufficiency and Funding team, Barnsley Families Information Service (FIS), wider teams within the Family Hubs, Council social media platforms, and sent to schools across the borough for them to disseminate to parents and carers. A total of 611 families responded to this survey, which represents a 41.7% increase in responses compared to the previous year. This year, we collaborated with Parent Support Advisors across the schools within the borough to reach a wider range of families. To further our reach, colleagues attended council run sessions, contacted all Early Years settings across the borough to support survey distribution, and ensured the survey had appropriate accessibility.

The significant increase in responses highlights that our approach was successful and helps provide a broad view of childcare sufficiency within Barnsley. Moving forward, we plan to attend parent/carers events at our Family Hubs, distribute the survey through public services, and work in partnership with the Early Years Quality team to further our reach and range.



Of the responses received, a quarter came from families in the Central Area Council. The small number of respondents that are classed as 'Out of area' were from parents that access childcare within the Borough but live in a neighbouring town. Penistone Area Council had the least respondents and will be a target area for the next Parent/Carer Survey in 2026.

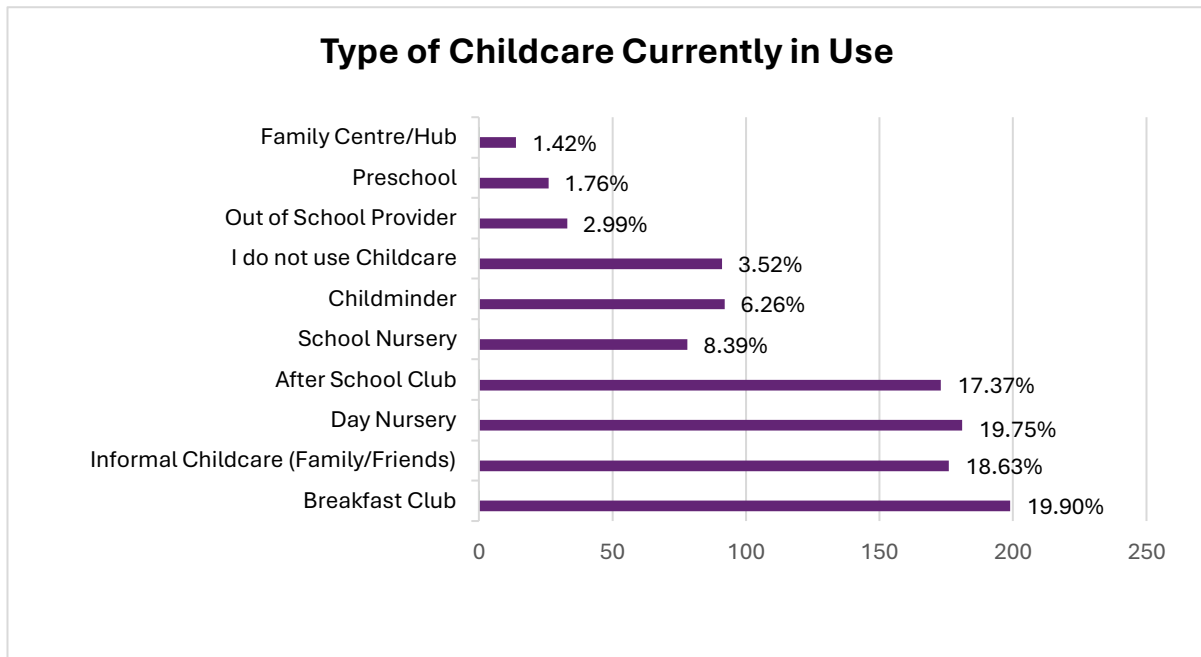
57% of respondents expressed that 'quality of care' was the most important factor when selecting the right childcare setting for their child. Some parents/carers elaborated that they research settings through their Ofsted reports, social media pages, word of mouth and visiting settings before making a choice. Other factors were 'location near to home or work', and the 'cost is reasonable'.



In addition, among eligible respondents, 52% indicated they regularly use wraparound childcare services, such as breakfast and after school provision, at their child's school or another setting. 'Other' consisted of evenings/weekends care or sporadic childcare for shift workers.

The types of childcare currently in use, depicted below, demonstrate the multiple options available across the borough. 199 of the respondents declared they use breakfast club daily.

Informal childcare shows to be popular also with some stating they “prefer my child with family members whilst they’re still young”.



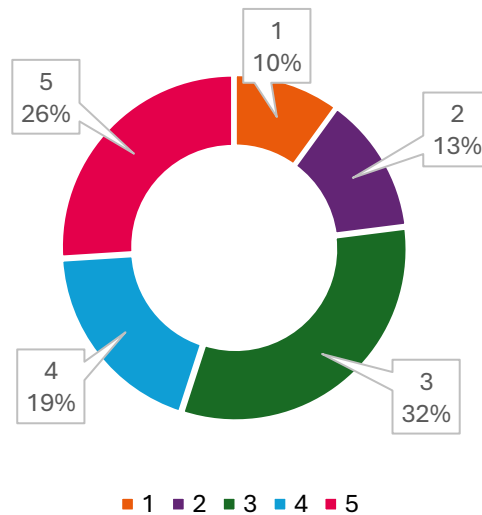
There has been a positive overall response across the borough relating to new wraparound places that have been created under the childcare expansion initiative however, some parents/carers reported that they need childcare up to 6pm or after, due to work commitments, and few settings can cater to this request. A handful reported the “cost of breakfast club” and “limited spaces” as a negative factor. Some of these concerns hope to be resolved through the Early Adopters Breakfast clubs’ scheme and more schools extending their offer to accommodate for more children.

40% of parents expressed they use childcare to allow them to work and 5% stated that they do not use childcare. Other reasons for the use of childcare were to support childrens’ education, to be able to socialise, to support the transition of starting school, and allowing parents to work outside of the school hours (breakfast and afterschool club).

45% of parents and carers are more than satisfied with the current availability of childcare within their area, including Early Years and Wraparound childcare options.

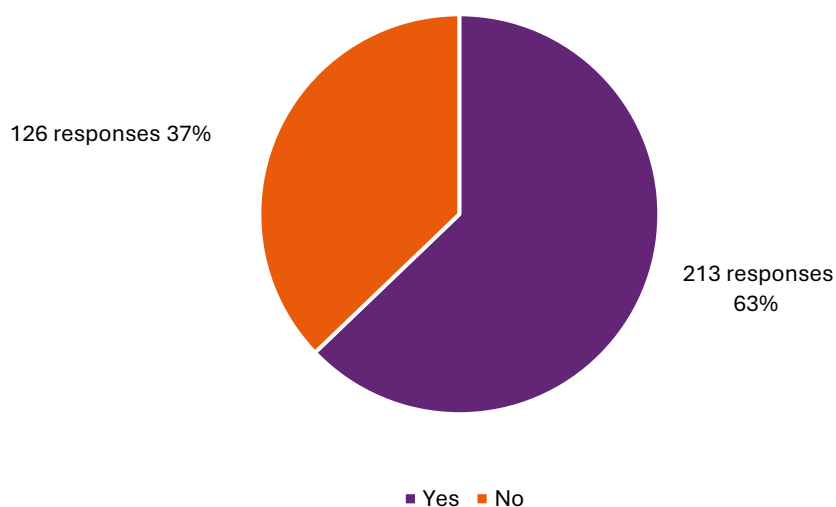
### How satisfied are you with the availability of childcare in your area?

(where 5 equals *very satisfied*, 1 equals *least satisfied*)



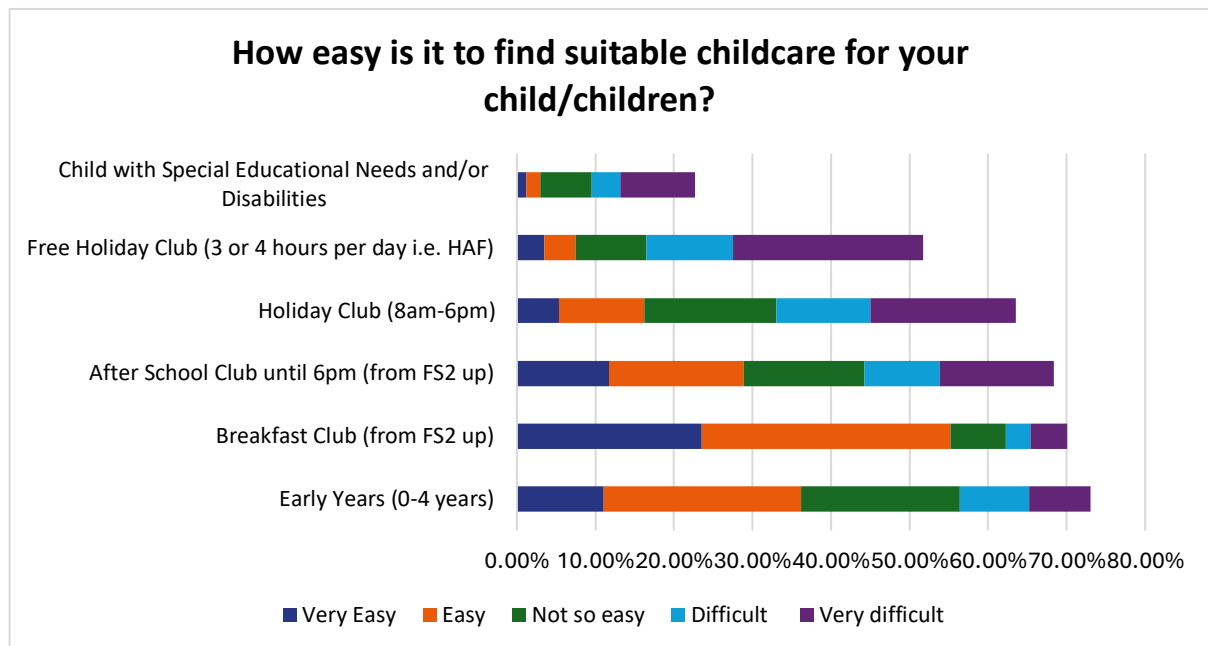
63% of respondents expressed the additional charges they pay for funded hours are due to children attending hours outside of the 15 and 30 hour entitlements, meals, snacks, drinks and consumables.

### Do you pay additional fees/charges with your funded hours?

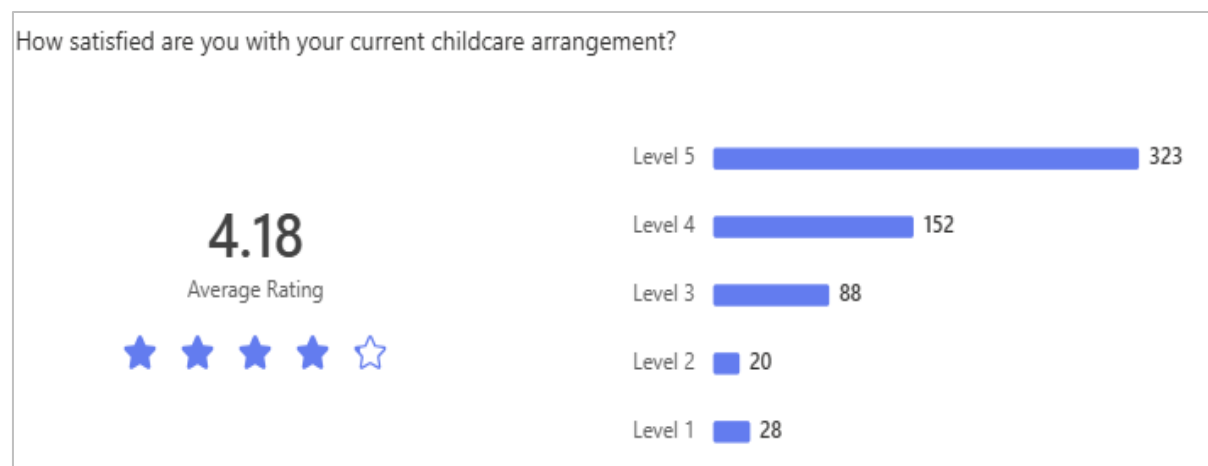


A small number of responses from SEND parents expressed that finding childcare is ‘very difficult’ due to settings offering term time only.

Other difficulties faced when finding childcare have been identified as mixture of reasons; ranging from settings in their local area being time term only, wanting multiple siblings in the same childcare setting, parents working unsociable hours (which results in difficulty finding childcare around their hours), some breakfast clubs not opening early enough, the expense of holiday club hours, and some after school club sessions within schools.



The consensus of the survey was positive, especially regarding the Early Years sector and overall care of the children of Barnsley.



A new Youth Zone called Base 71 is currently under development which will cater for children aged 8-18 years old. It is set to open late Autumn 2022/early Spring 2026 and will further support childcare for older children across the borough.

### **Some comments from parents:**

Parent of a child with SEND support - "Started at current setting before needs identified. Childminder has been supportive and helpful."

Parent/Carer of a child using Wraparound facilities at their primary school - "The wraparound care - breakfast and after school clubs are fantastic. The facilitators are excellent, caring and supportive."

Parent/Carer of a child with an EY child and school aged child – "The childcare in our area is amazing, the waiting lists r long for nursery's but that's in any area. The wrap around care and extra childcare support at our school is amazing. (Can be pricey) but it really does make a single working parents' life easier. Especially when finding part time work is very hard so sometimes it's easier working most days to know your children are looked after and safe in nursery/schools and knowing that you can work because we have the wrap around care available to us."

Parent/Carer with an EY child and school aged child – "Holiday clubs usually are age 5 upwards so makes it difficult to work in holidays when you have one child at 7 and one at 4 as the school nursery is closed and nowhere, I can send him."

Comment relating to information sharing through multidisciplinary team – "All my support I receive is from my health visitor who informs me of all the support networks around me, online classes, support groups, and links online."

## Appendix A: Ward Profiles

The attached ward profiles provide a breakdown of childcare by local area. This includes location of providers, population, number of places, provider type and childcare ratio.

The Ward Profiles are organised by Area council:

### Central Area

- Central
- Dodworth
- Kingstone
- Stairfoot
- Worsbrough

### Dearne Area

- Dearne North
- Dearne South

### North Area

- Darton East
- Darton West
- Old Town
- St Helens

### North East Area

- Cudworth
- Monk Bretton
- North East
- Royston

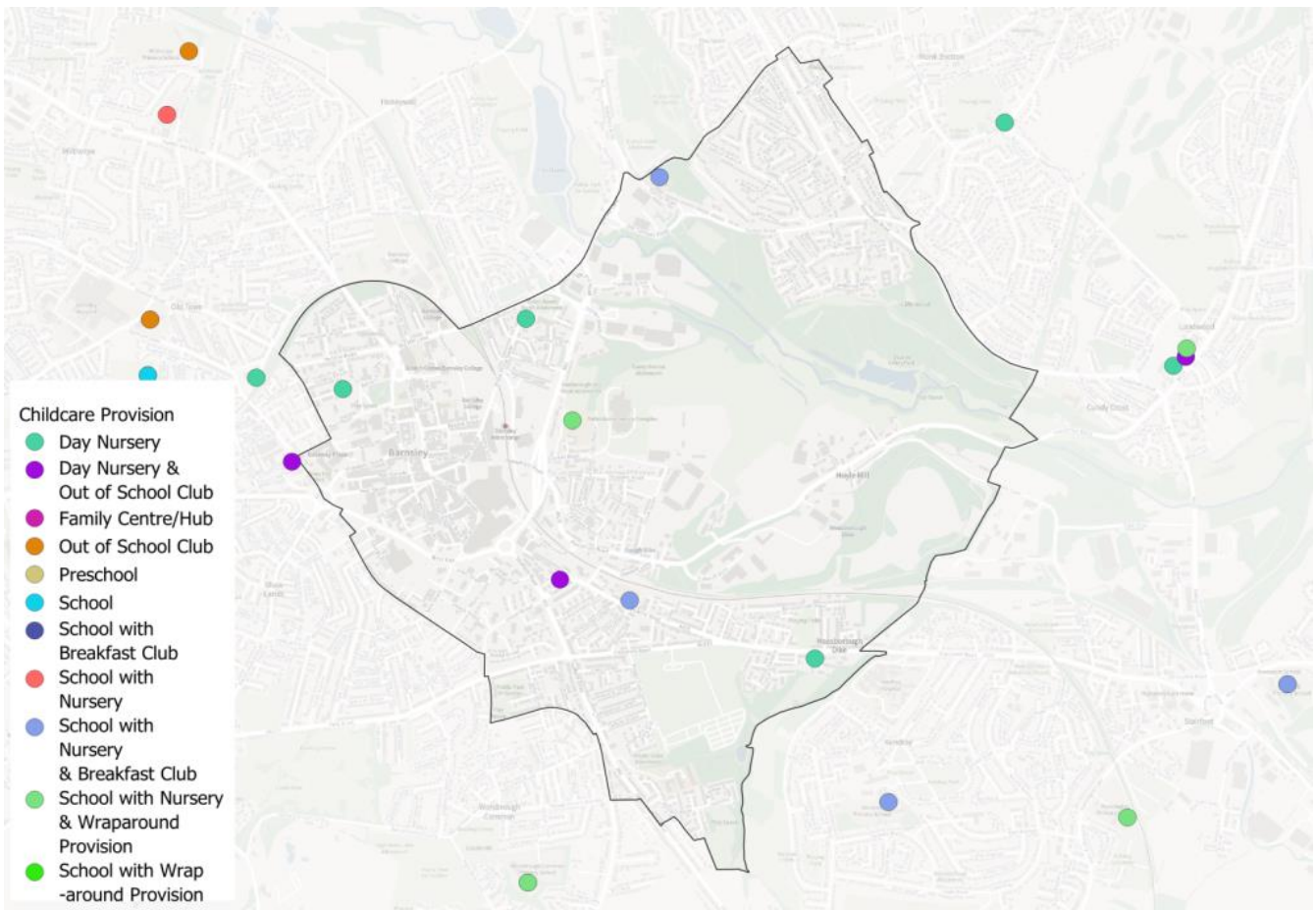
### Penistone Area

- Penistone East
- Penistone West

### South Area

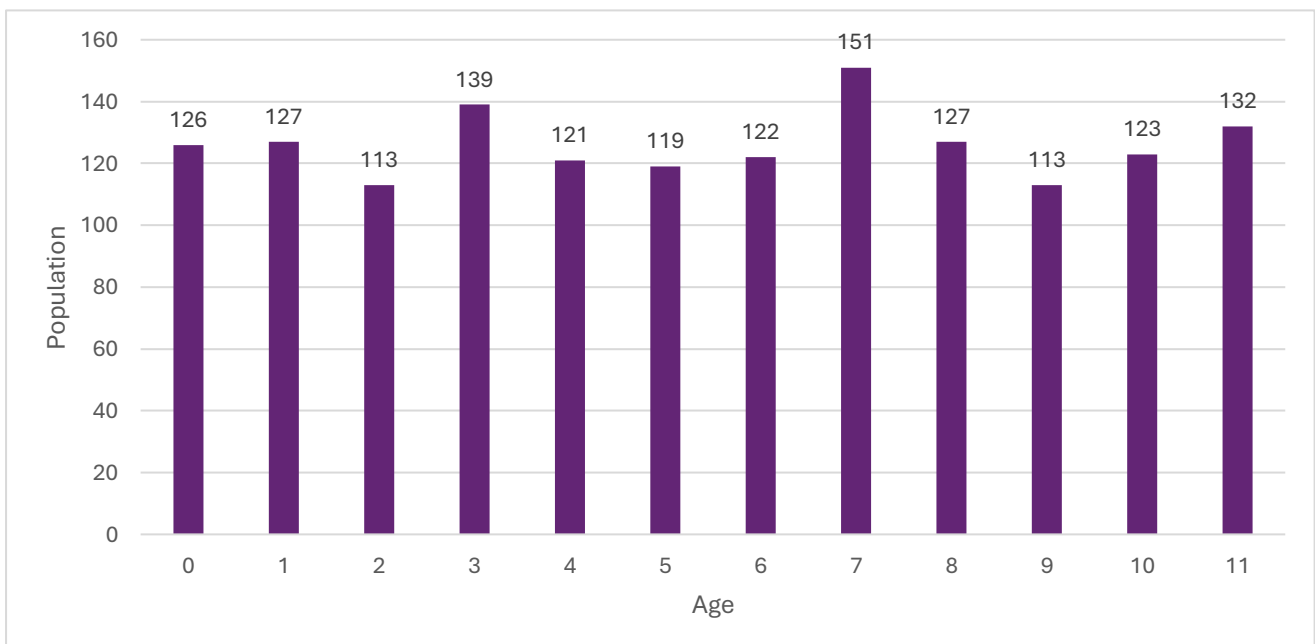
- Darfield
- Hoyland Milton
- Rockingham
- Wombwell

# Central Ward



Map of Providers in Central Ward

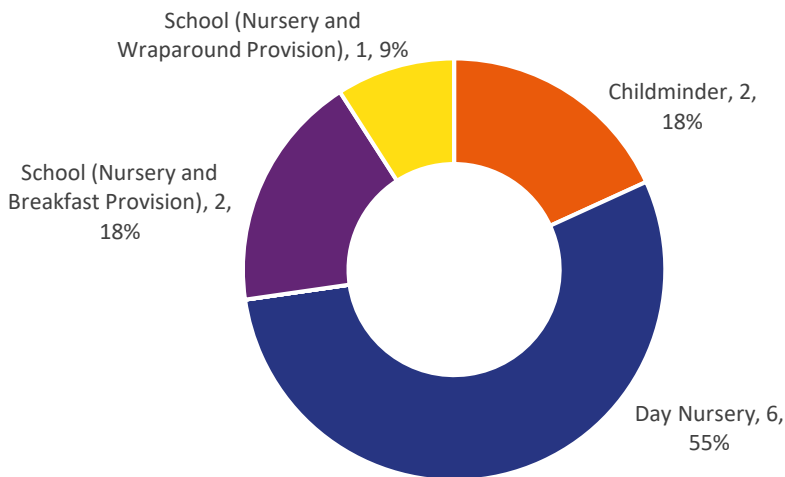
## Children by Age Group:



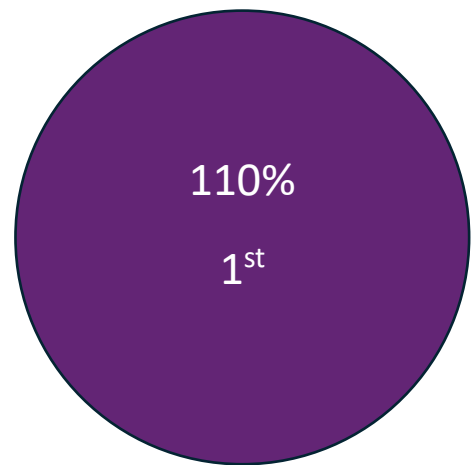
## Registered OFSTED places/ Total places offered:



### Provider Type



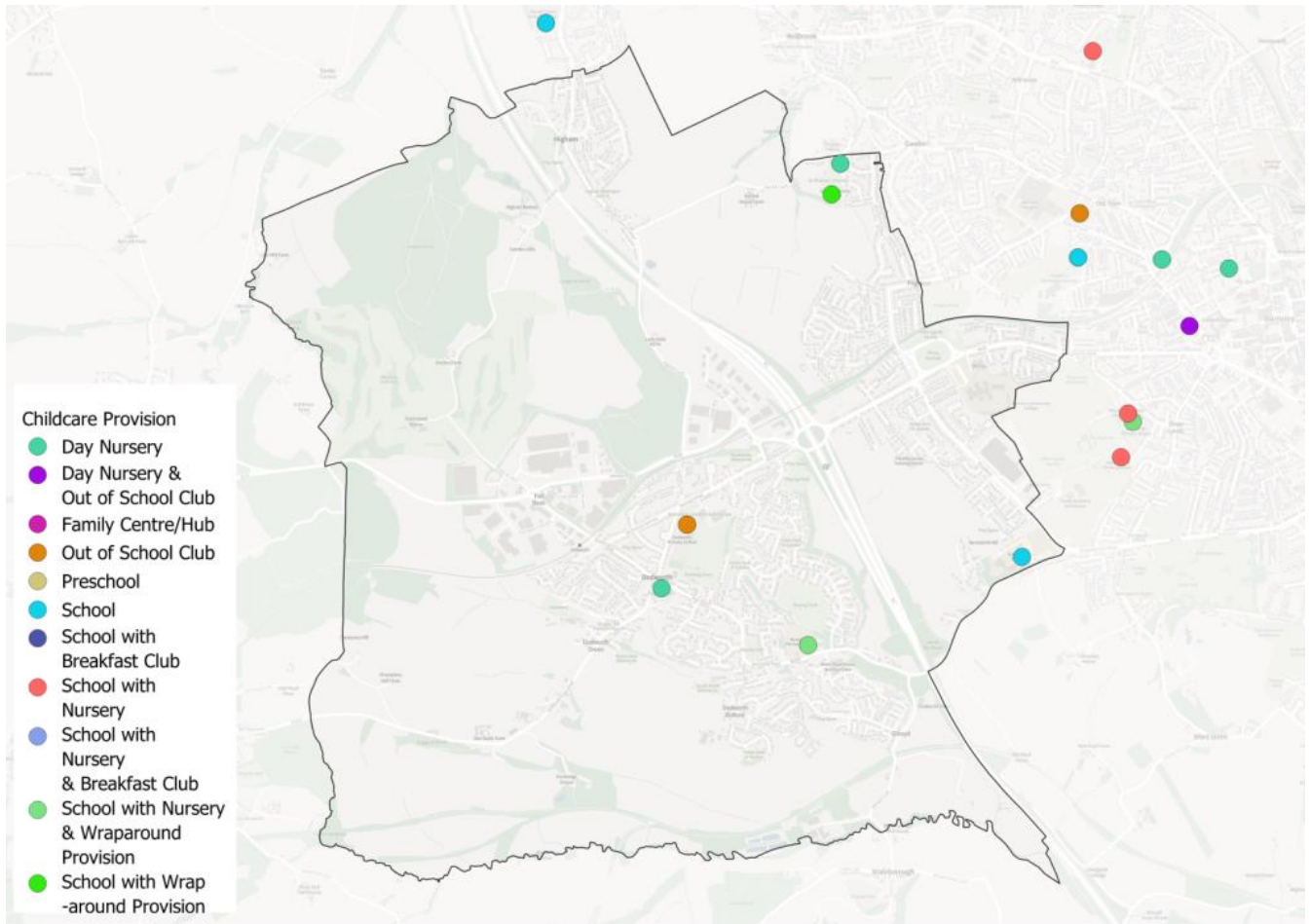
### Childcare Ratio



#### Ward Comments:

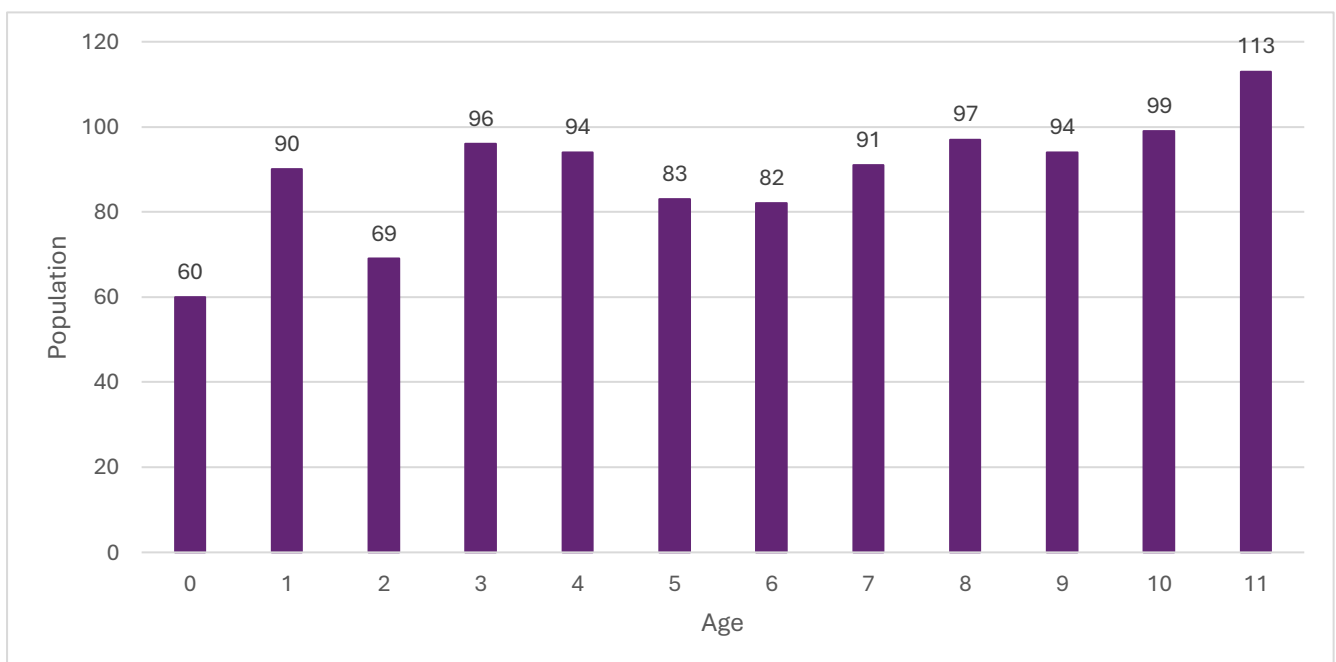
- Central Ward has the highest childcare sufficiency ratio in the borough at 110 places per 100 children, due to 560 offered Early Years places (including schools).
- The high childcare ratio reflects that many workers commute into the Town Centre to use childcare facilities closer to their workplace.
- Comments from the Parent/Carer survey expressed shift workers found childcare in Central Ward very accommodating and supportive.

## Dodworth Ward

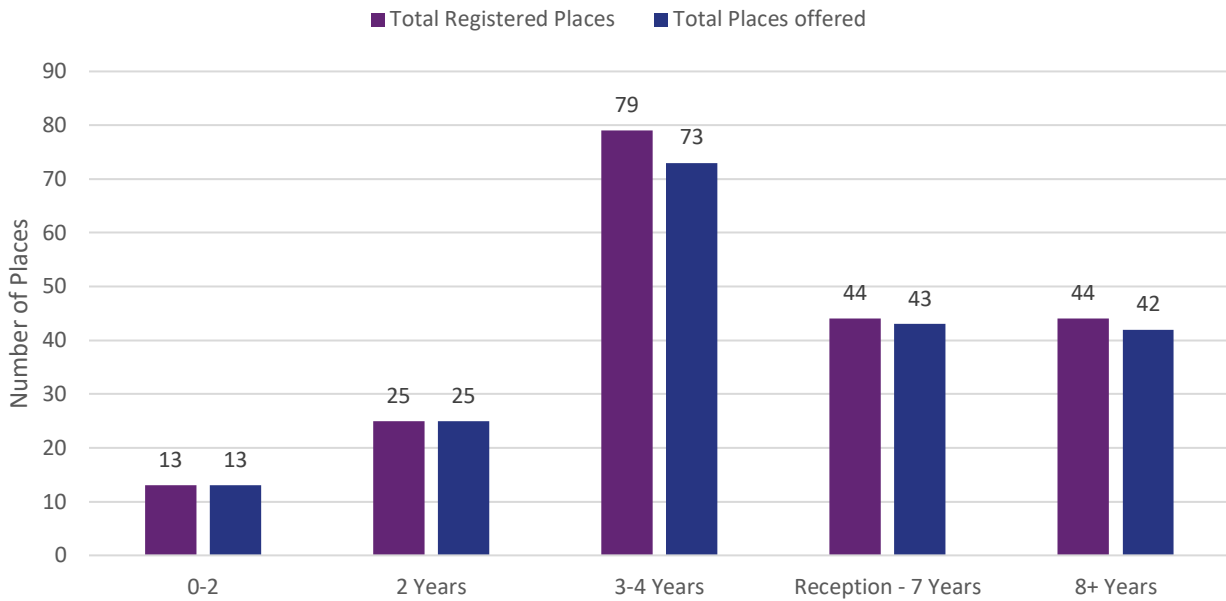


Map of Providers in Dodworth Ward

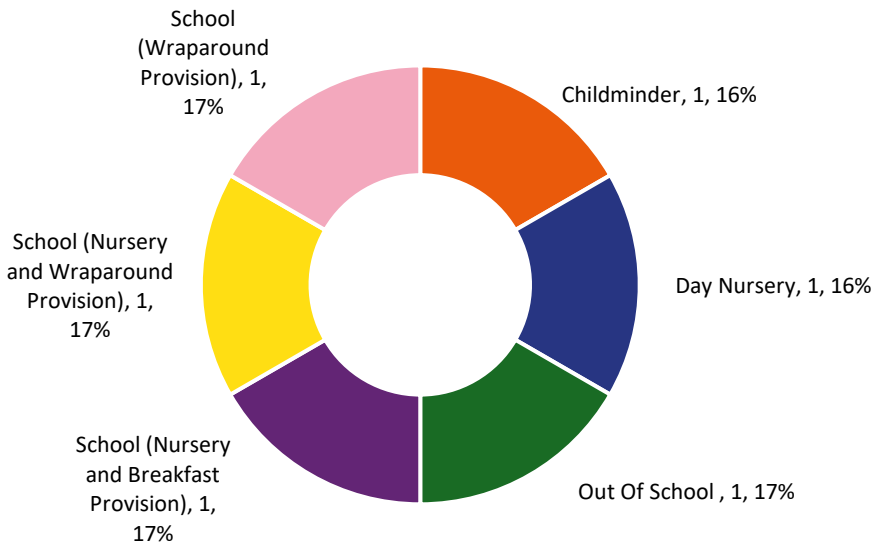
### Children by Age Group:



## Registered OFSTED places/ Total places offered:



### Provider Type



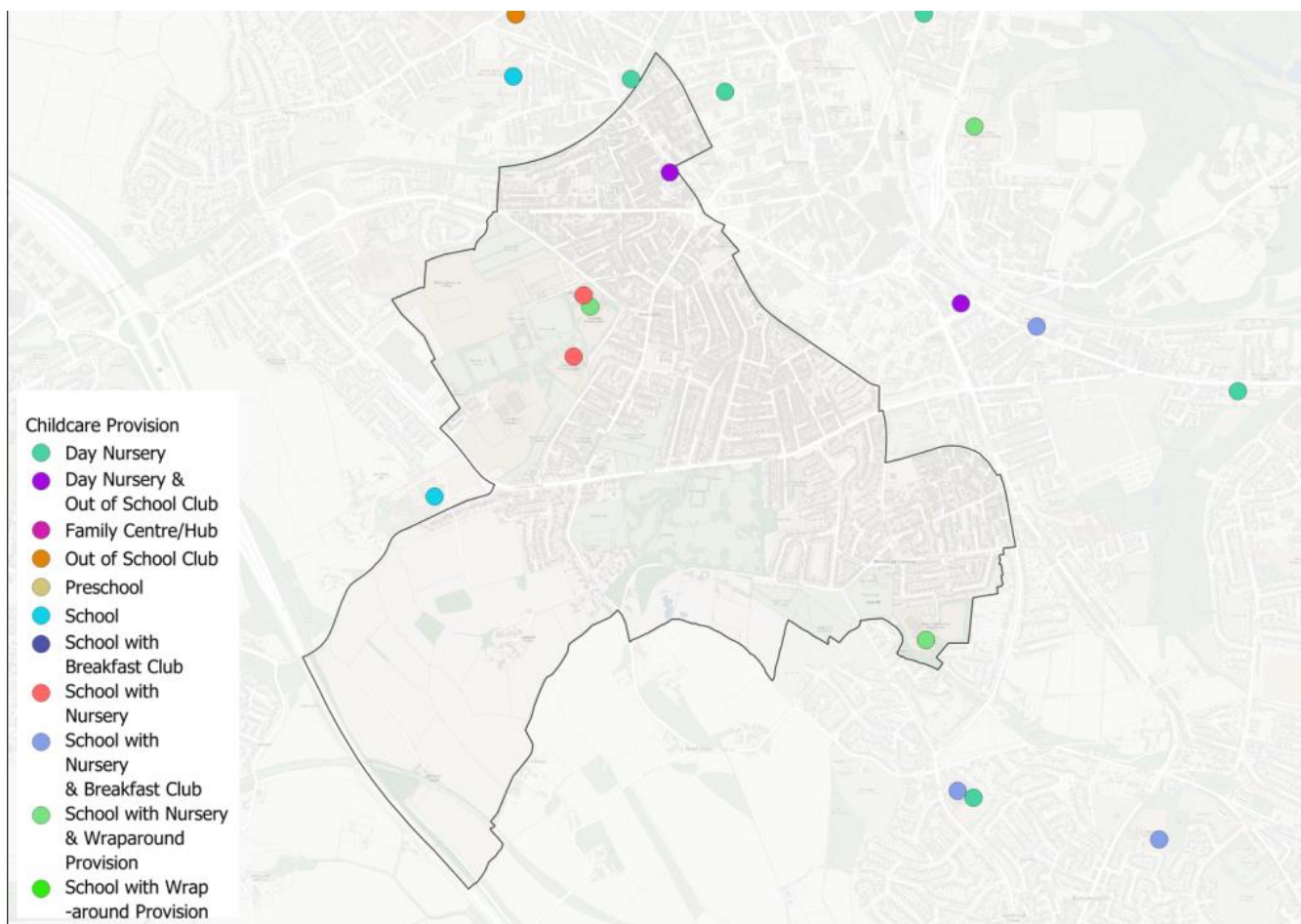
### Childcare Ratio



#### Ward Comments:

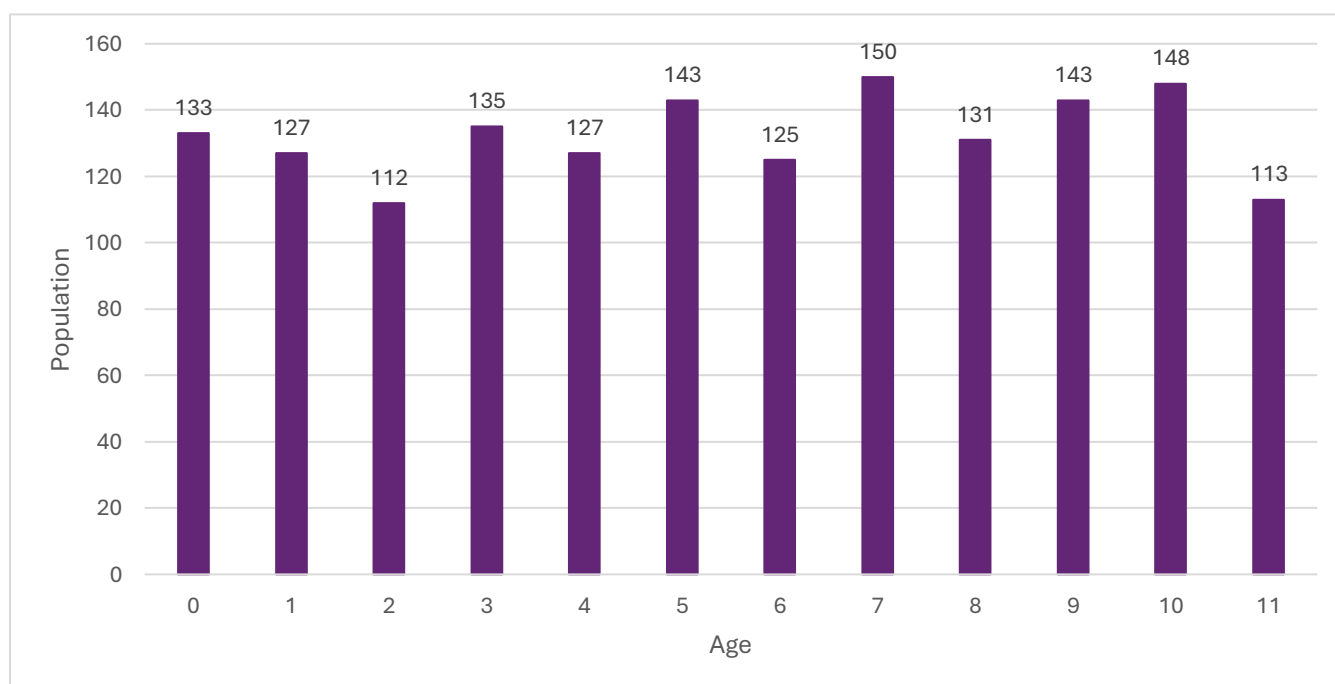
- Dodworth Ward ranks 15<sup>th</sup> for Childcare Sufficiency across the Borough.
- Historically, there have always been low EYFS registered places, however, a new Nursery opened January 2025, creating more than 54 new EY places.
- Due to the childcare and wraparound expansion project, an out of school provider have been funded to support a local school to offer a full wraparound provision, supporting working parents by opening 8am-6pm.

# Kingstone Ward



Map of Providers in Kingstone Ward

## Children by Age Group:

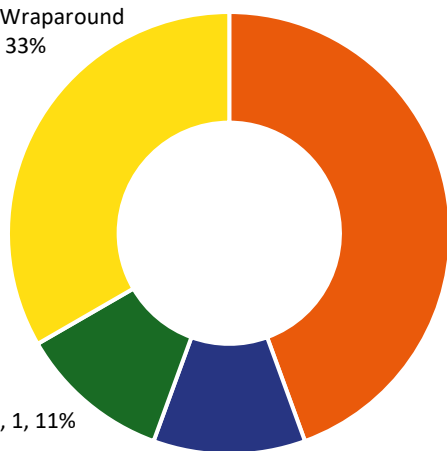


## Registered OFSTED places/ Total places offered:



### Provider Type

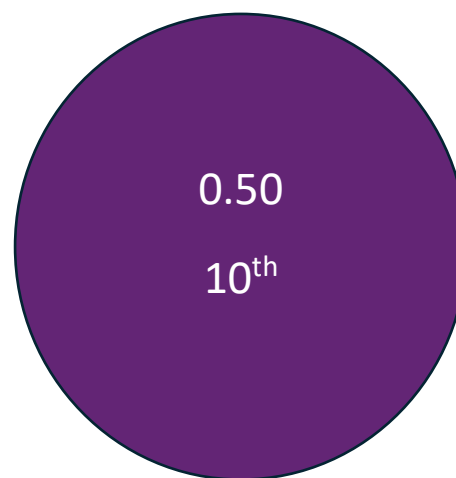
School (Nursery and Wraparound Provision), 3, 33%



Childminder, 4, 45%

School (Nursery), 1, 11%

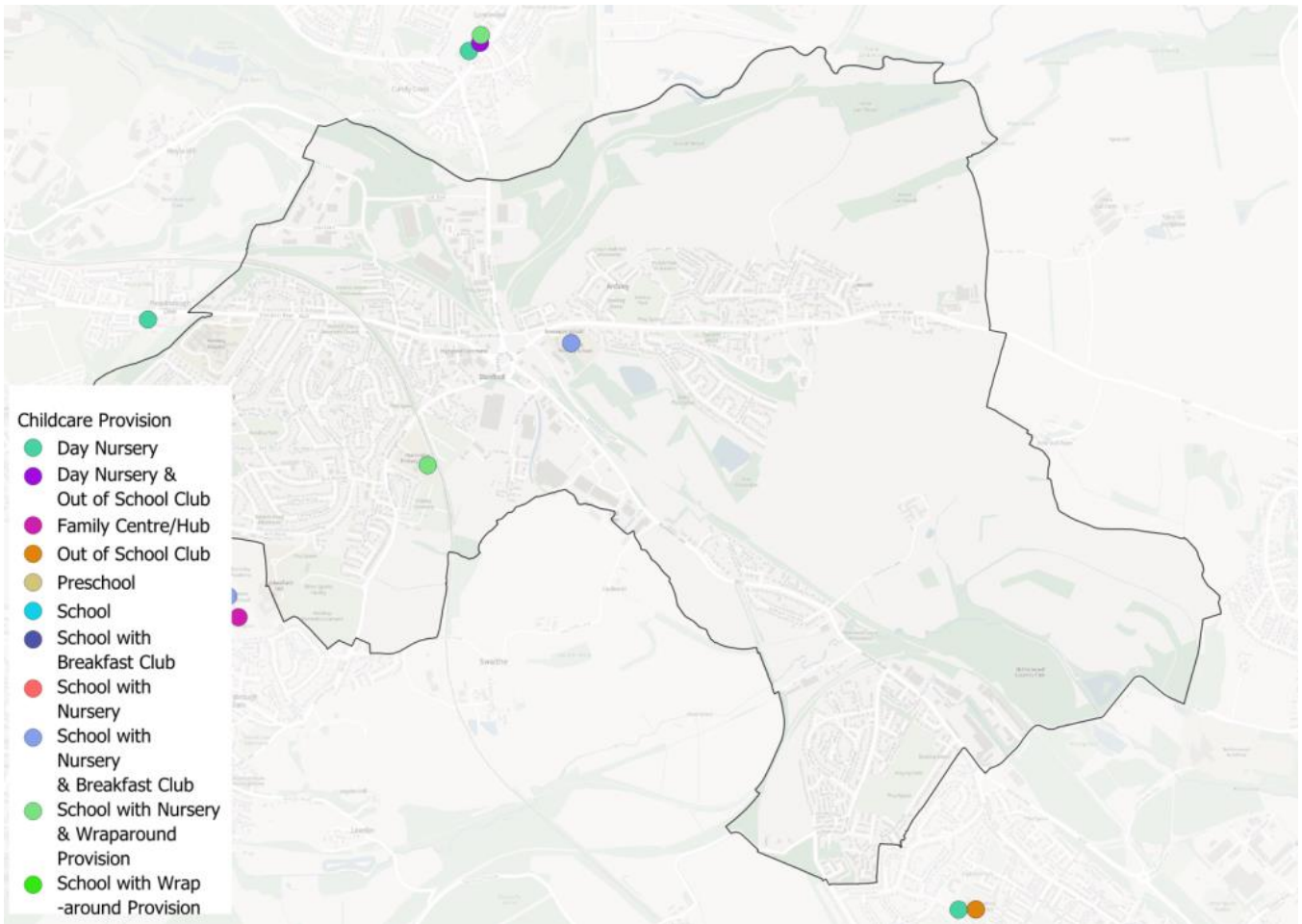
Day Nursery, 1, 11%



#### Ward Comments:

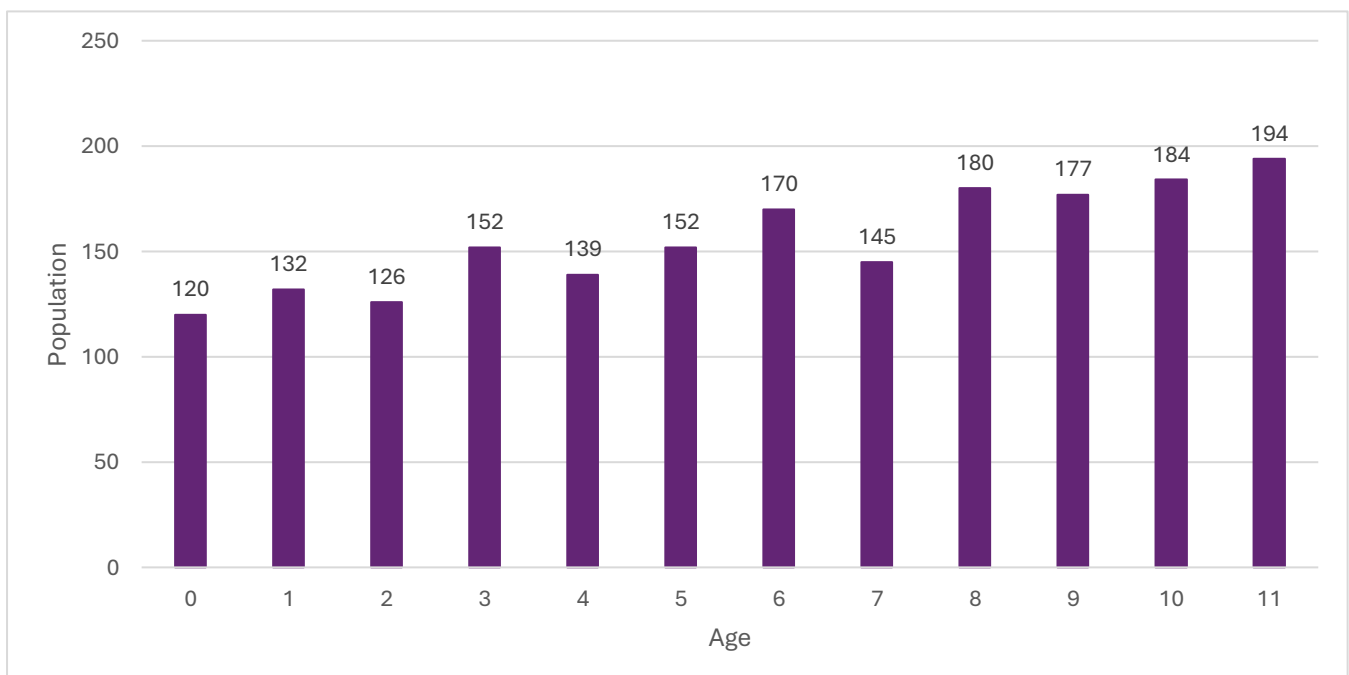
- Kingstone Ward ranks 10<sup>th</sup> for Childcare Sufficiency across the Borough.
- The previous academic year suggested childcare was needed for 5-8 year olds in the area however, 43 new wraparound places have been created in Kingstone Ward supporting working families.
- Funded 3–4-year places continue to be the most common in the area due to school nurseries.
- Although 256 EY places are registered, 30 less places are offered, which has been reported by providers due to staffing difficulties or appropriate SEND support.

# Stairfoot Ward



Map of Providers in Stairfoot Ward

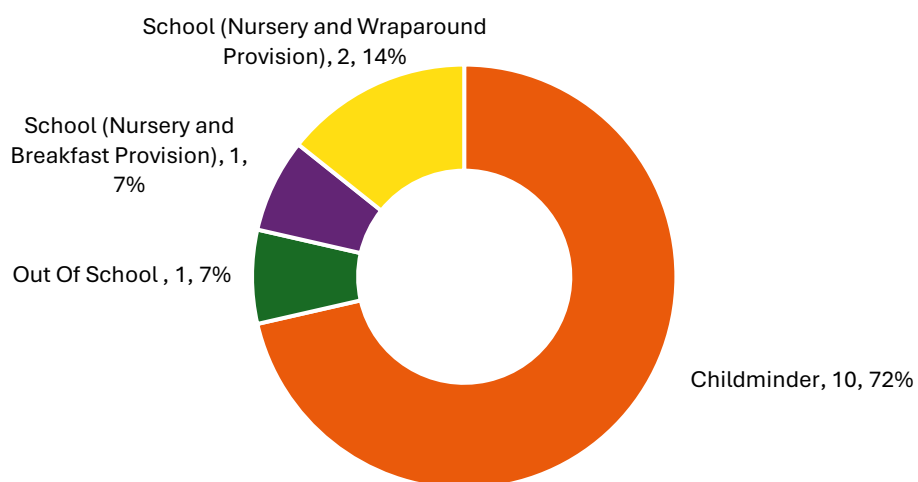
## Children by Age Group:



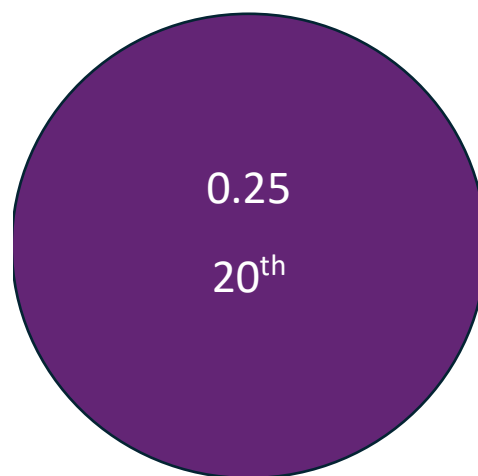
## Registered OFSTED places/ Total places offered:



### Provider Type



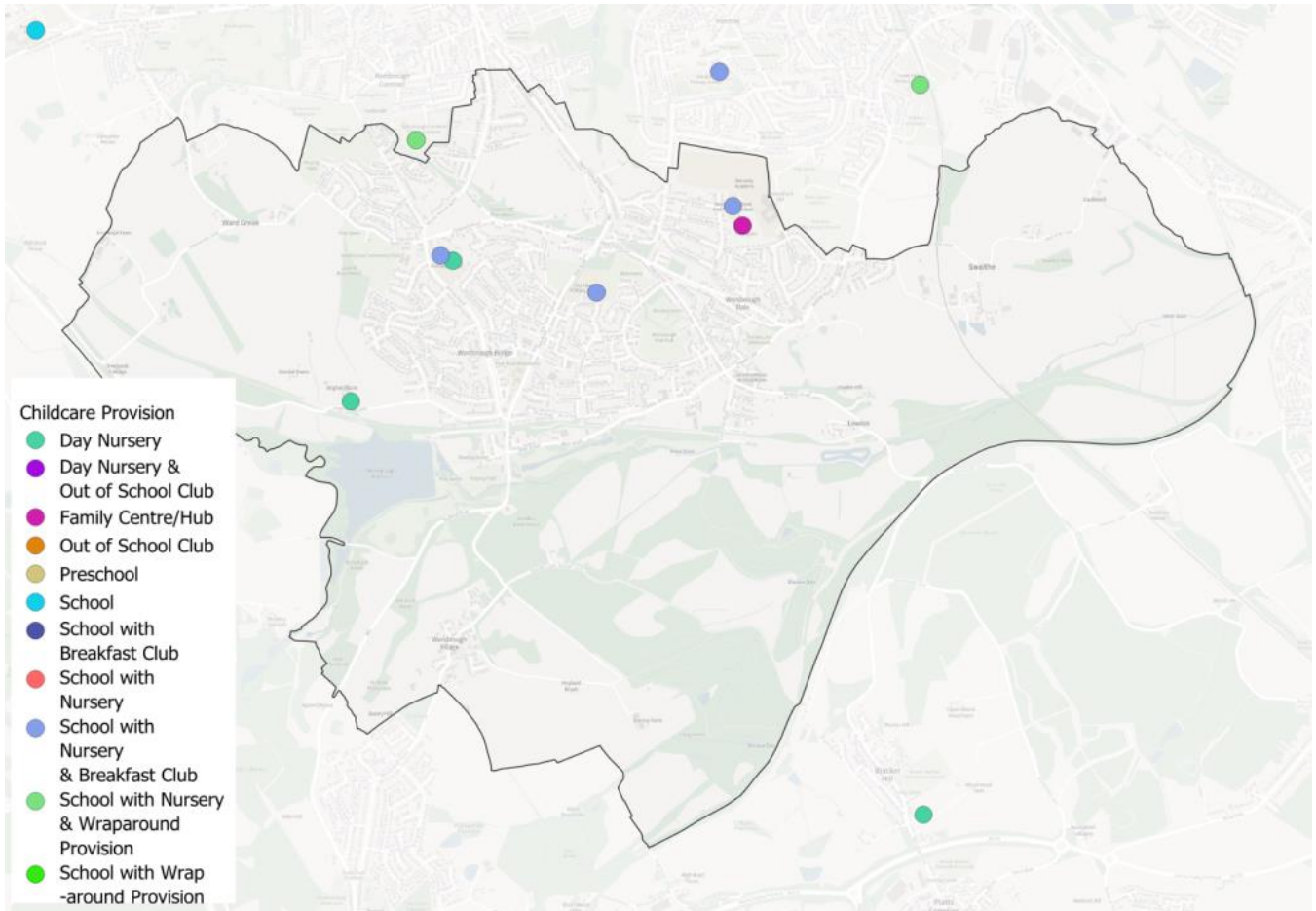
### Childcare Ratio



#### Ward Comments:

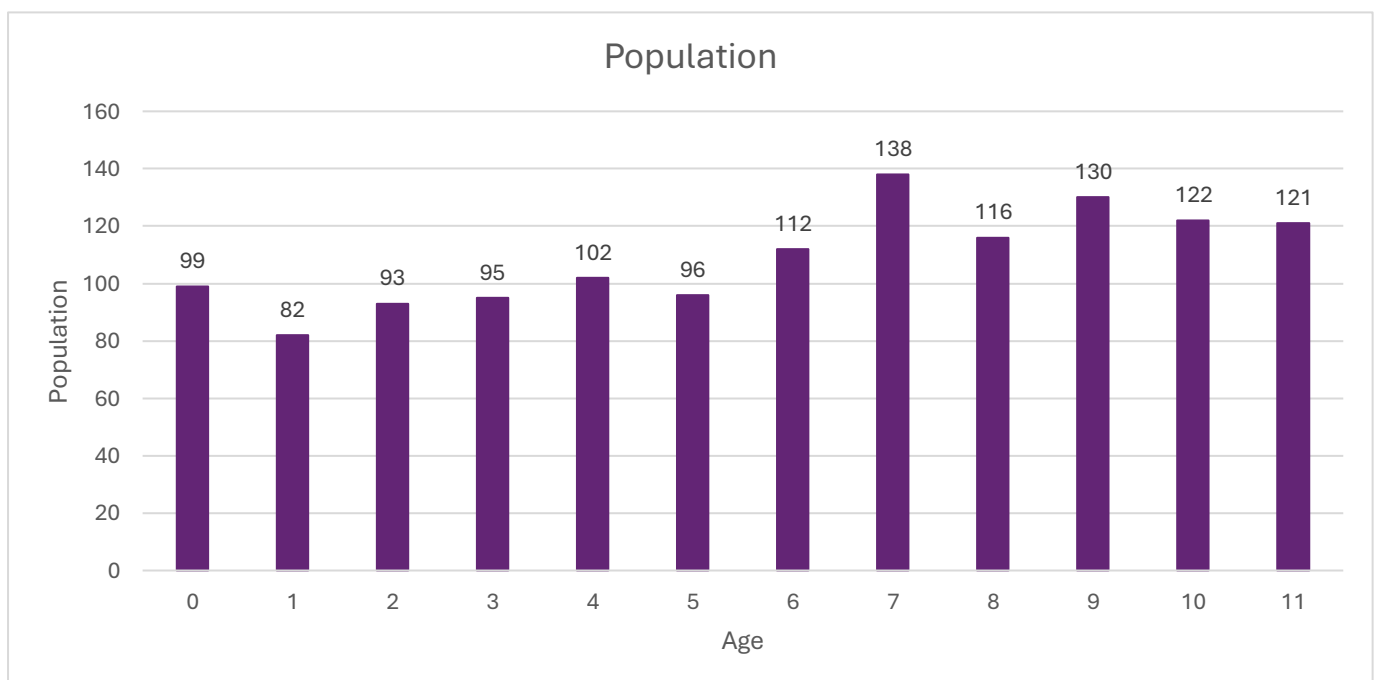
- Stairfoot Ward ranks 20<sup>th</sup> for Childcare Sufficiency across the Borough.
- There are 10 Childminders in the area, making up 72% of the childcare in the area.
- There is still a need to create more 0-2 year old places as there are no Day Nurseries in the area. However, the ward is part of the wider Central area partnership, which has an above average childcare ratio indicating many parents and carers may travel to neighbouring wards to access childcare.
- More wraparound places have been created through the expansion project, providing an offer of breakfast and after school club for children.

# Worsbrough Ward

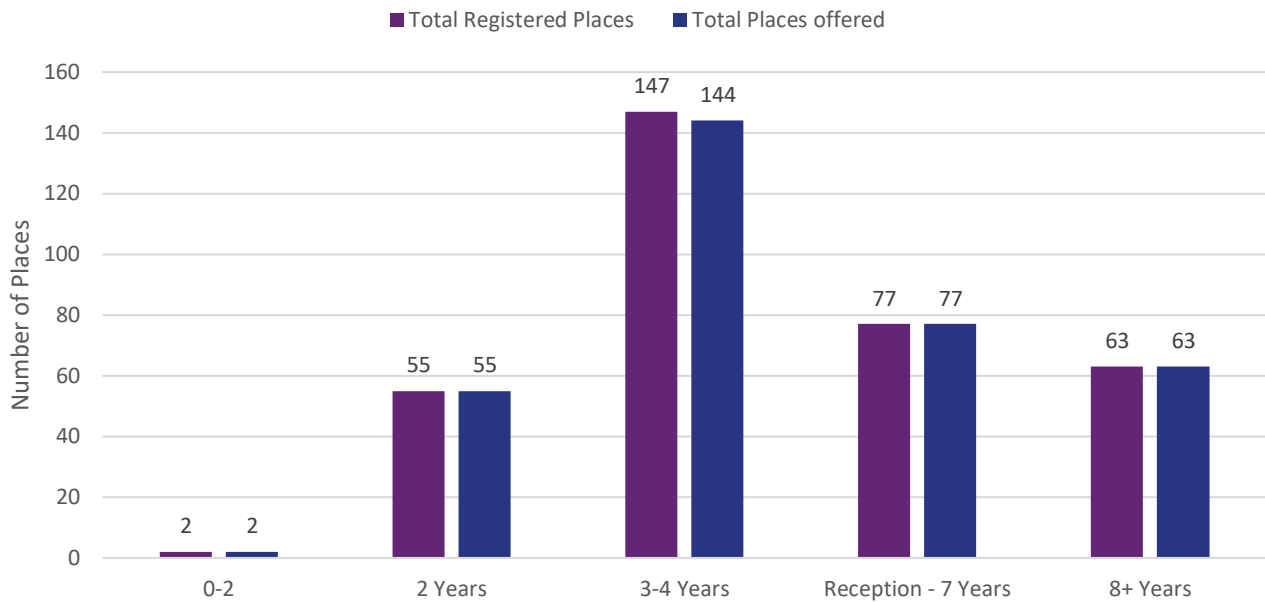


Map of Providers in Worsbrough Ward

## Children by Age Group:

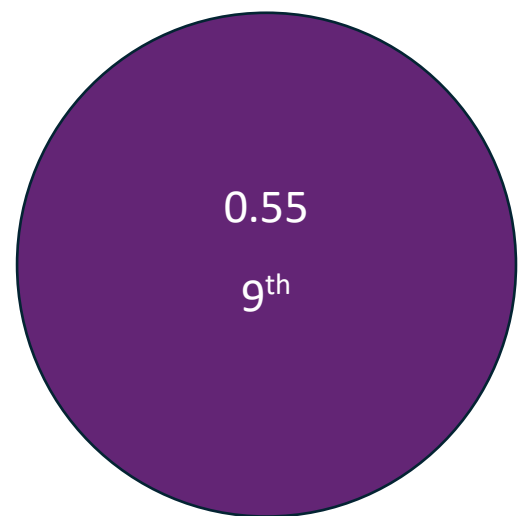
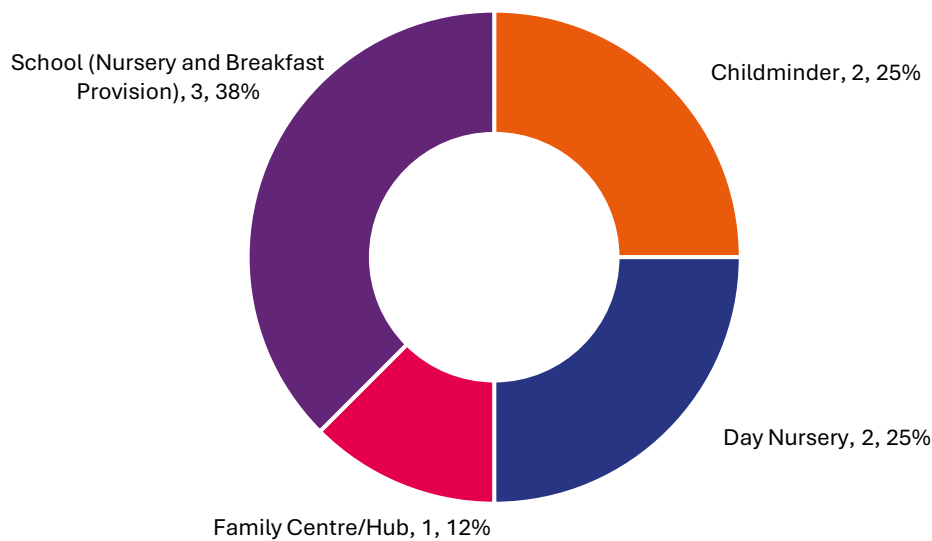


## Registered OFSTED places/ Total places offered:



### Provider Type

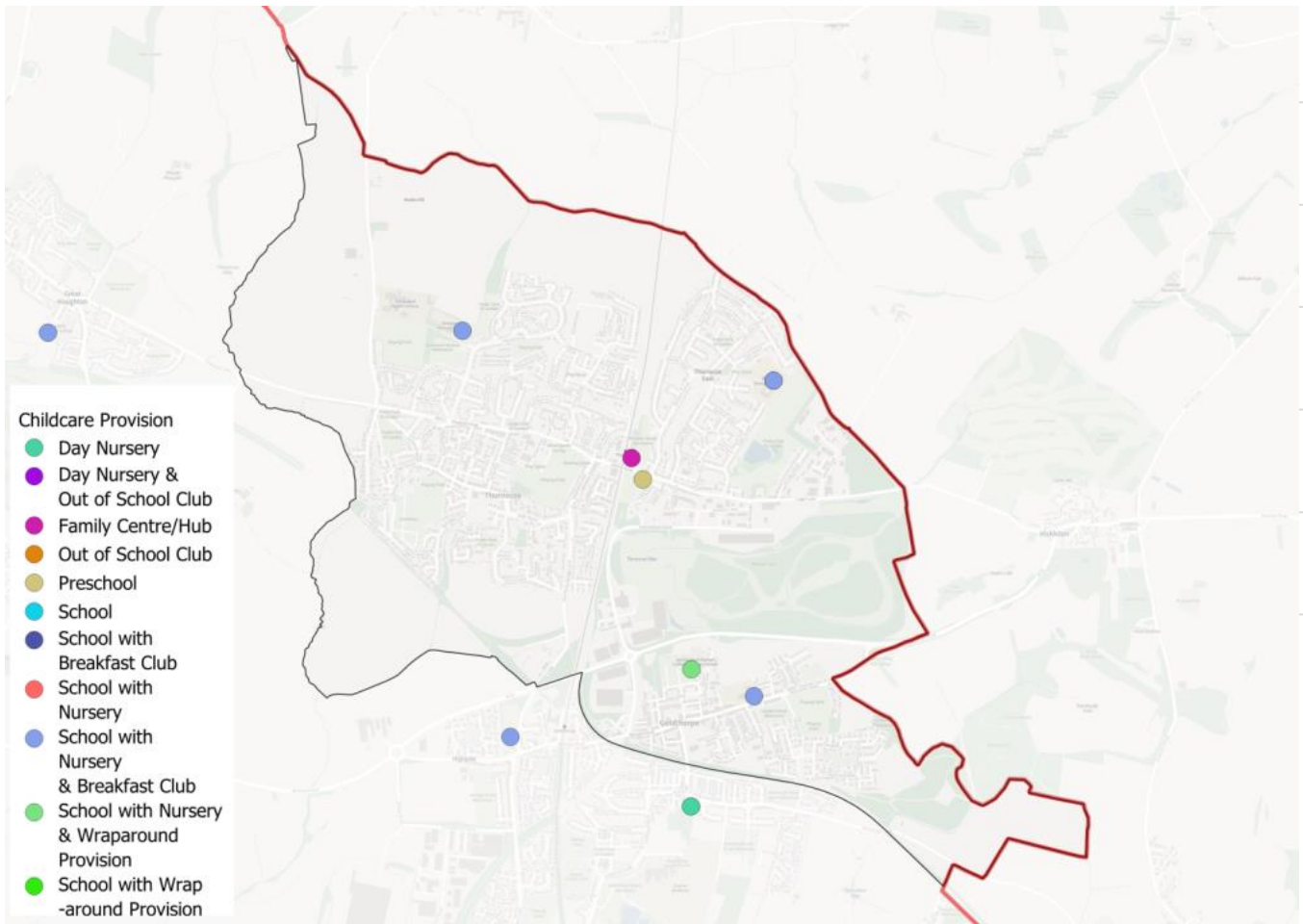
### Childcare Ratio



#### Ward Comments:

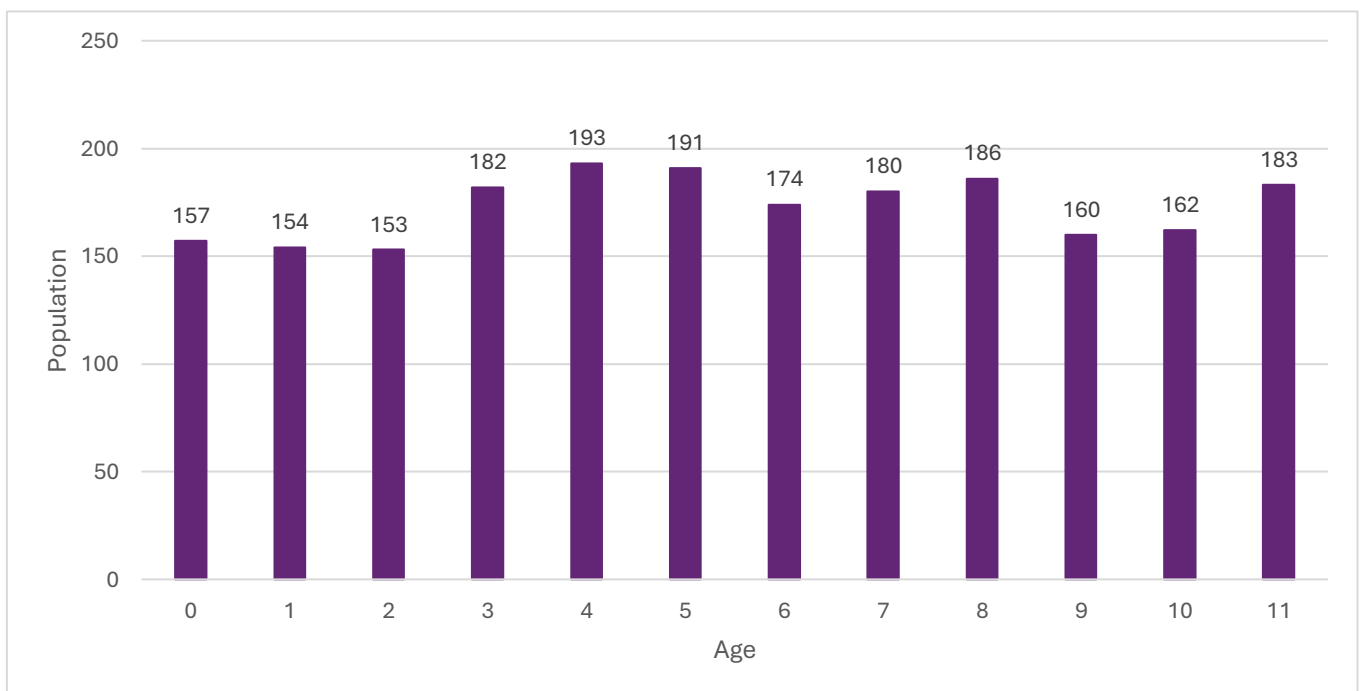
- Worsbrough Ward ranks 9<sup>th</sup> for Childcare Sufficiency across the Borough.
- Each age range apart from 0-2 years have increased places on last years' figures which could pose an issue for working parents in the area however, feedback from the parent/carer survey suggested informal childcare was used mostly. Each age range apart from 0-2 years have increased places on last years' figures, which could pose an issue for working parents in the area however, feedback from the parent/carer survey suggested informal childcare was used mostly.

# Dearne North Ward



Map of Providers in Dearne North Ward

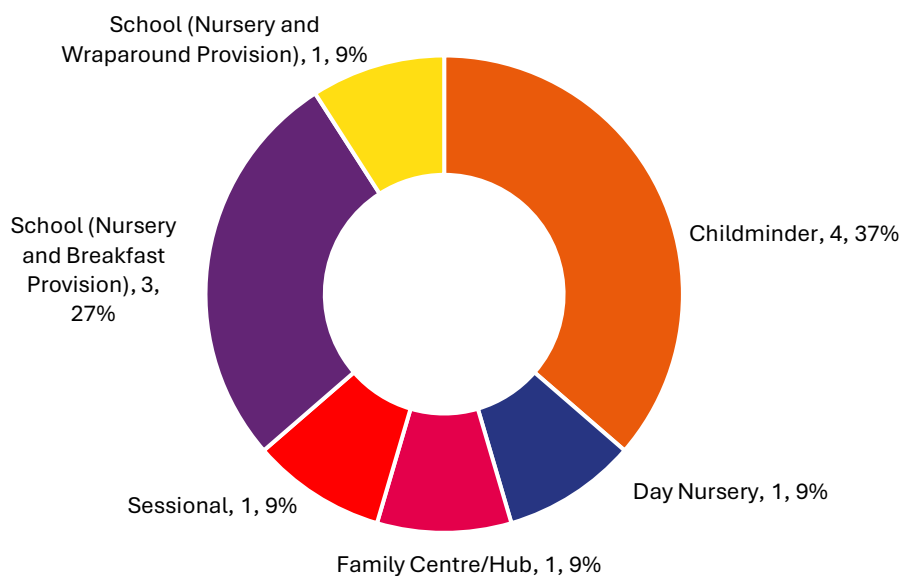
## Children by Age Group:



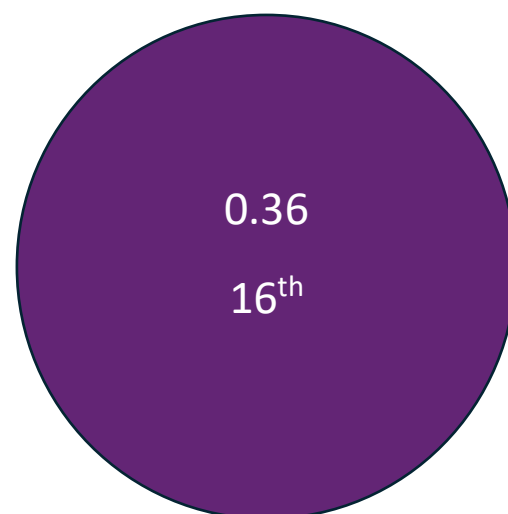
## Registered OFSTED places/ Total places offered:



### Provider Type



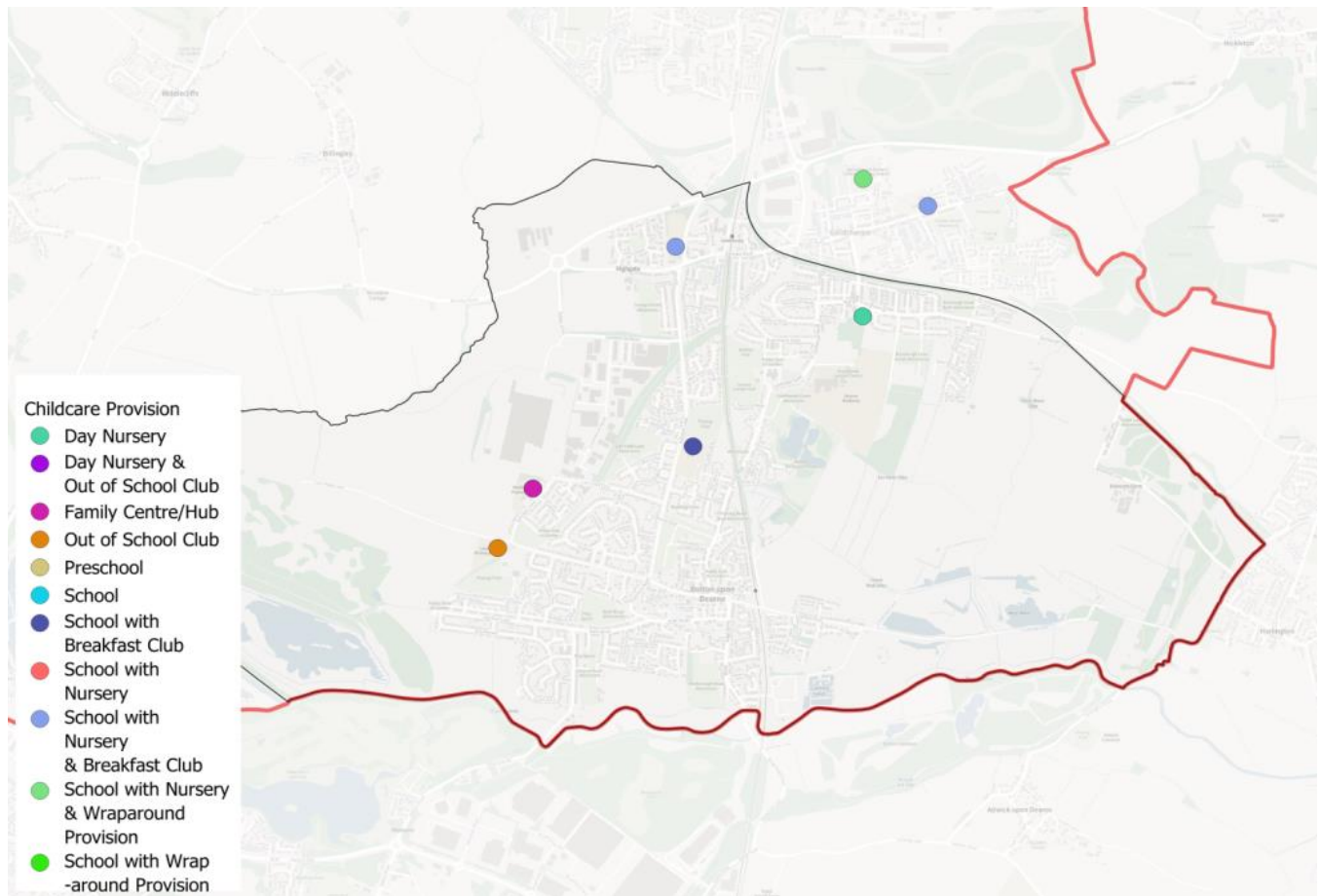
### Childcare Ratio



#### Ward Comments:

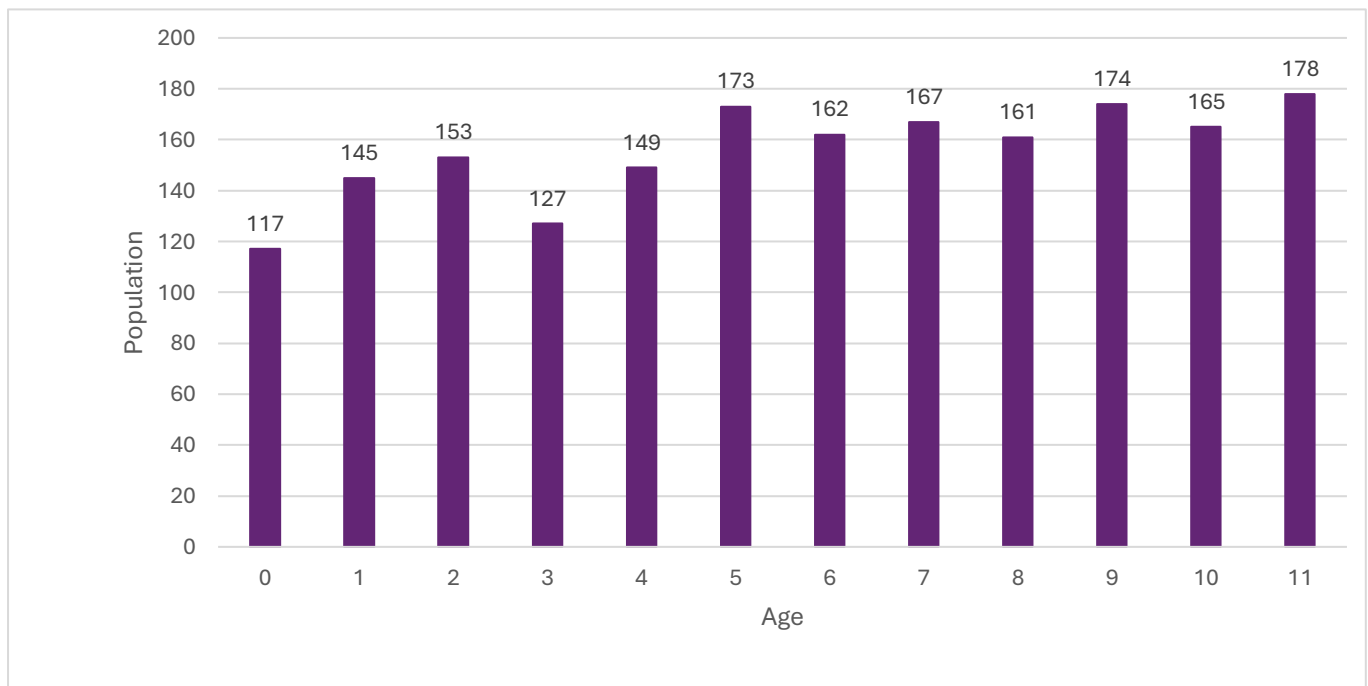
- Dearne North ranks 16<sup>th</sup> for Childcare Sufficiency across the Borough.
- There are 6 different provider types in the ward.
- Historically, Dearne North has had a lower childcare ratio than the neighbouring ward Dearne South, however 73 more wraparound places have been created over the year to support working parents.
- A childminder moved out of area, but a new childminder registered and has 3 staff which has created more EY places in the area.

# Dearne South Ward



Map of Providers in Dearne South Ward

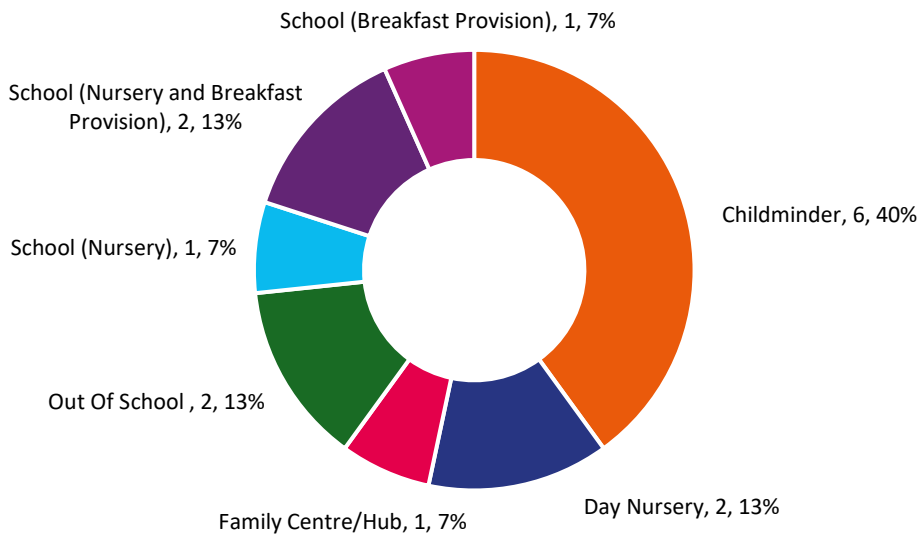
## Children by Age Group:



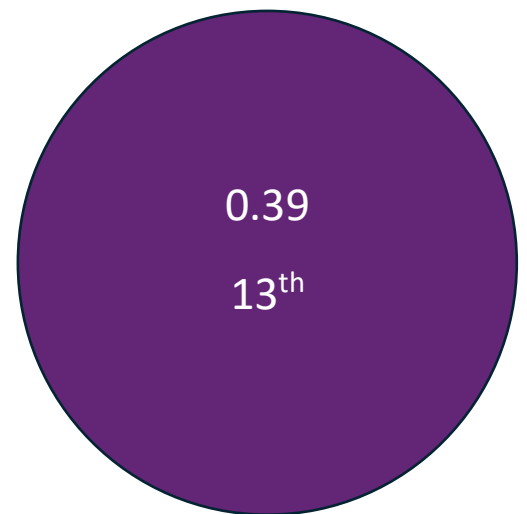
## Registered OFSTED places/ Total places offered:



### Provider Type



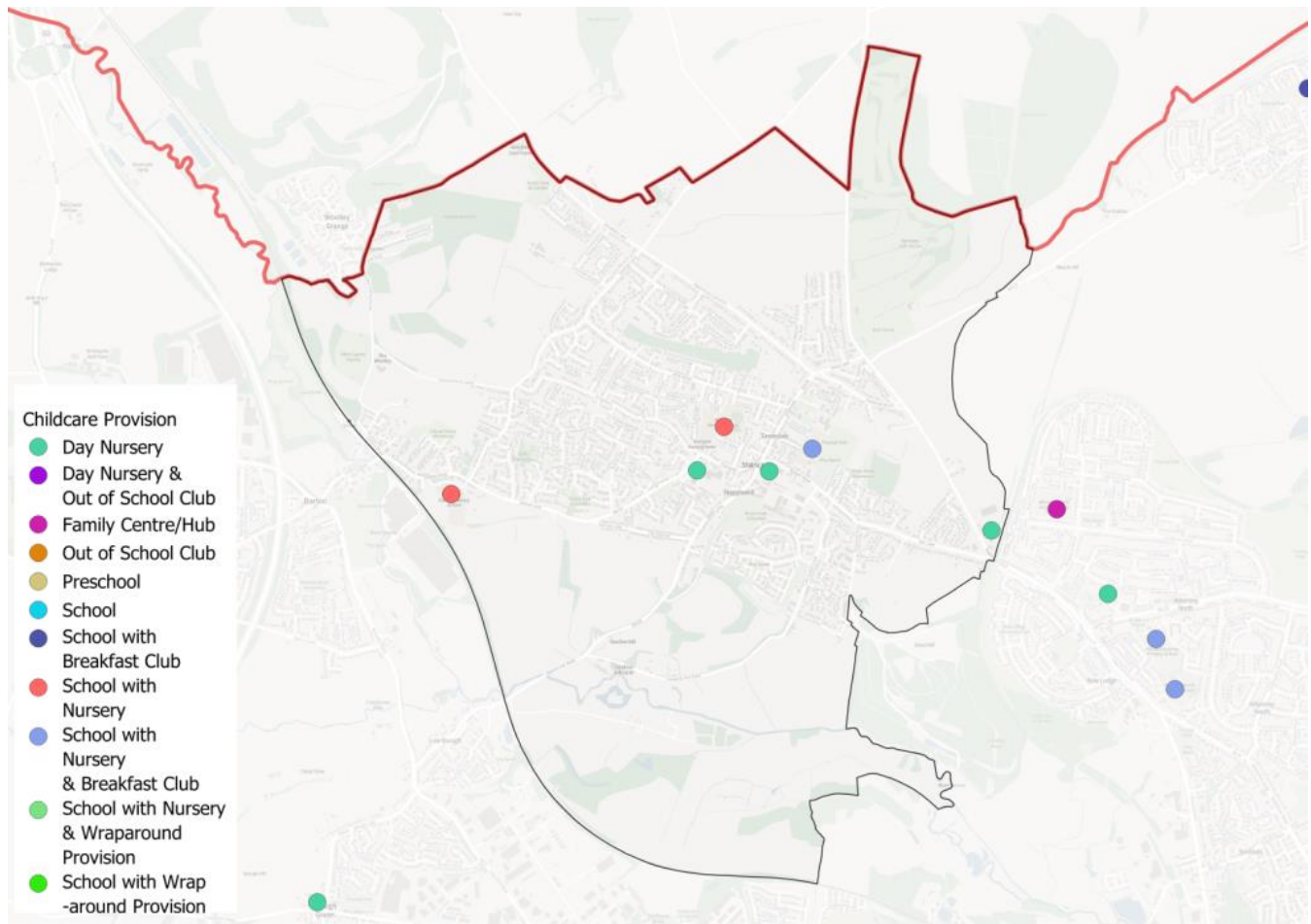
### Childcare Ratio



#### Ward Comments:

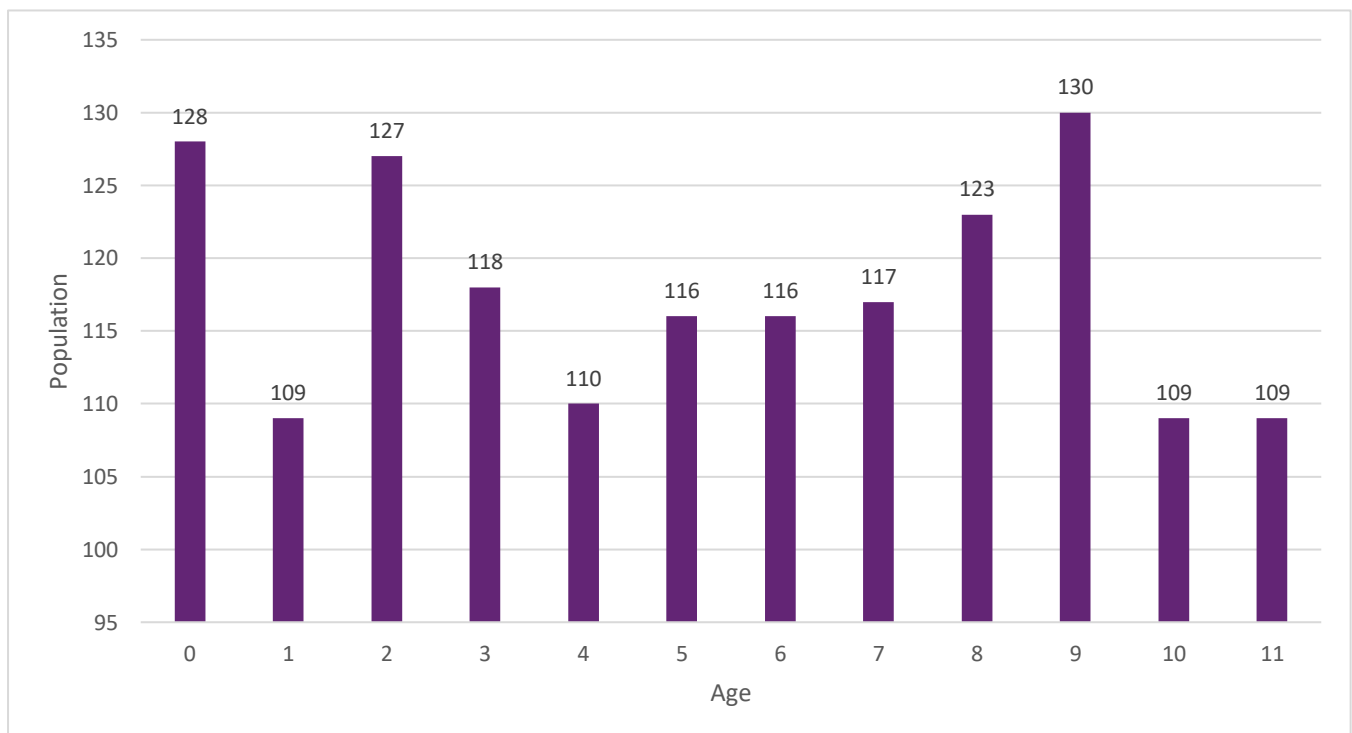
- Dearne South ranks 13<sup>th</sup> for Childcare Sufficiency across the Borough.
- There are now two exclusive Out of School providers linked to two primary schools along with a new childminder in the area. This has resulted in a further 34 wraparound places for the area.
- While funded 3–4-year-old places are the most common in the area, all 2 year old places registered are offered, partly due to the Family Centre nursery's offer.

# Darton East Ward



Map of Providers in Darton East Ward

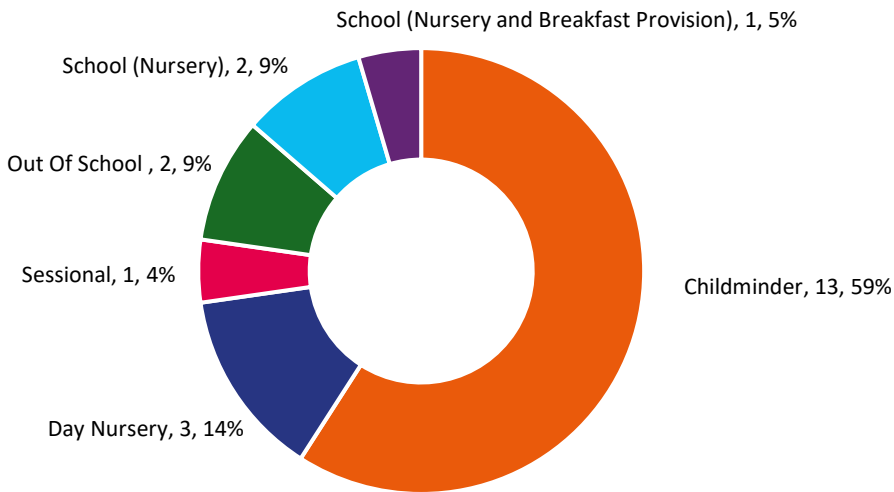
## Children by Age Group:



## Registered OFSTED places/ Total places offered:



### Provider Type



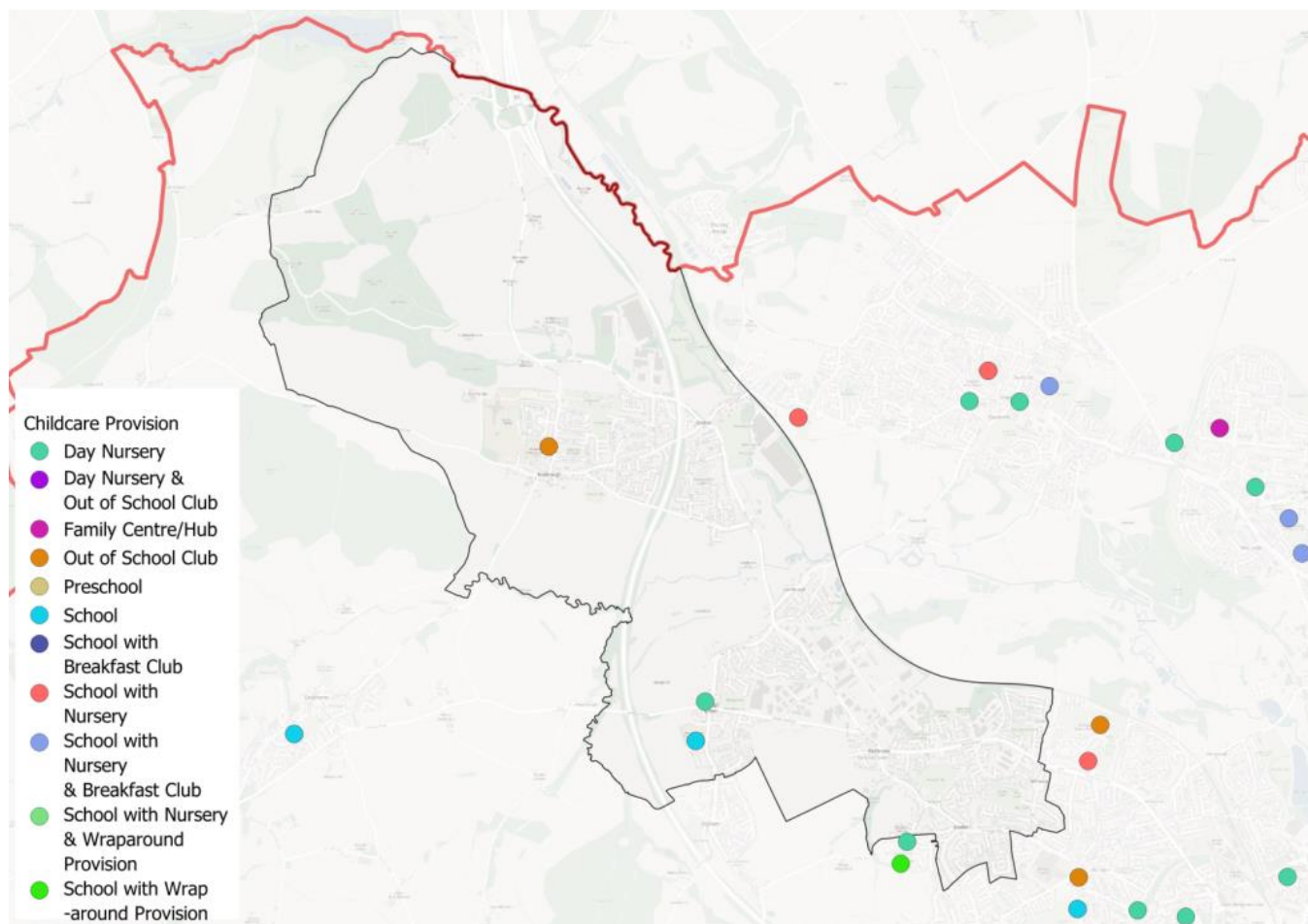
### Childcare Ratio



#### Ward Comments:

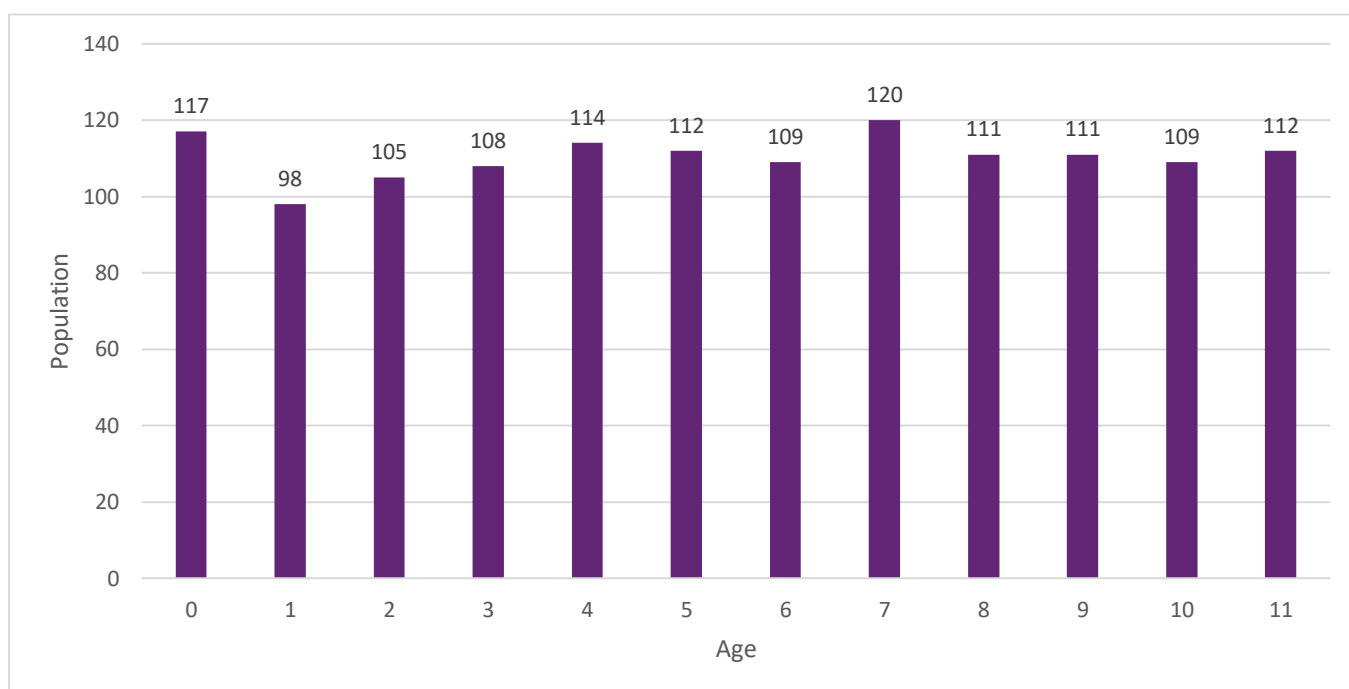
- Darton East has the highest number of Childcare providers across the Borough including 13 childminders.
- The childcare ratio is 0.72 partly due to the high supply of 3–4-year-old places.
- 57 new EY places have been created this year and 99% of the 351 registered places are being offered to children under 5.
- All schools in Darton East provide 3–4-year-old childcare, with an onsite Nursery.
- Wraparound places have decreased due to a shift in the childcare market focusing on EY places and one Out of School provider reducing their places.

# Darton West Ward



Map of Providers in Darton West Ward

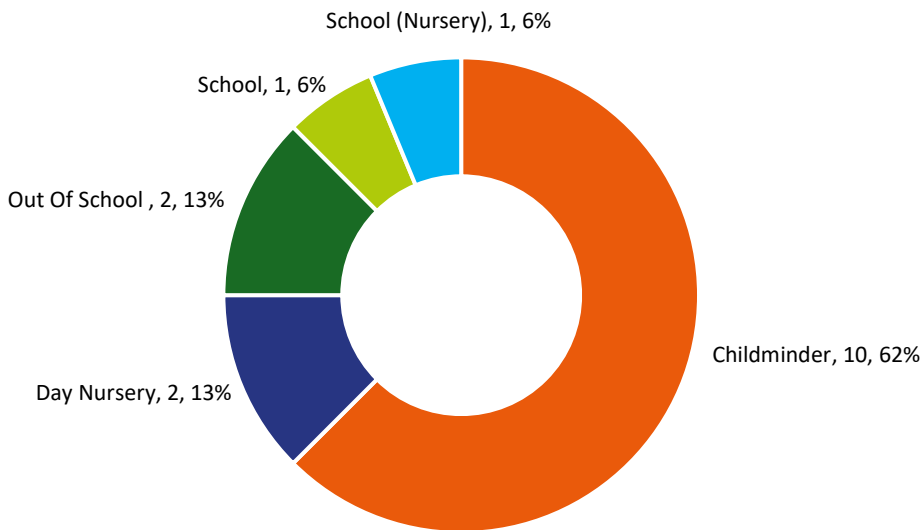
## Children by Age Group:




## Registered OFSTED places/ Total places offered:



### Provider Type



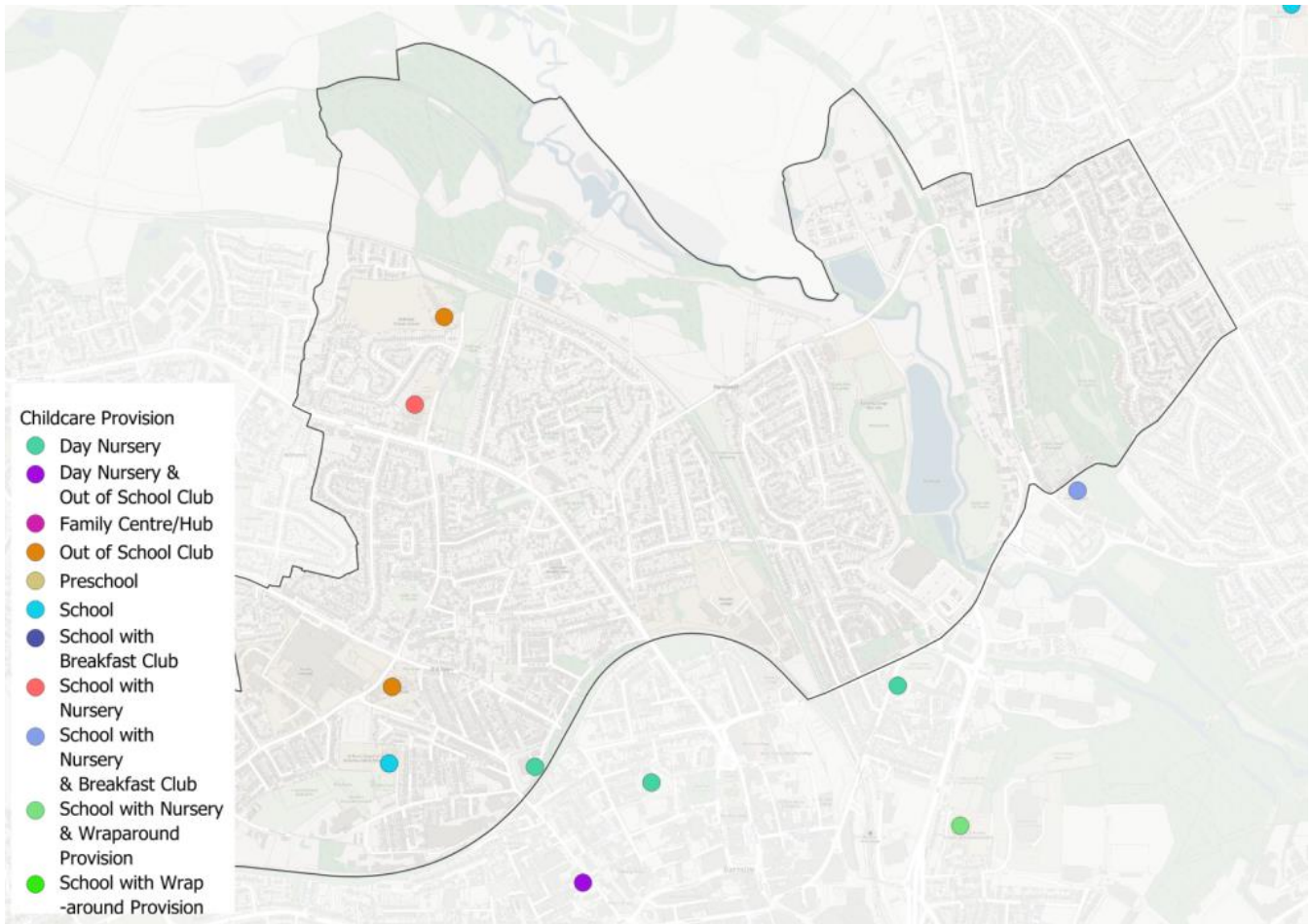
### Childcare Ratio



#### Ward Comments:

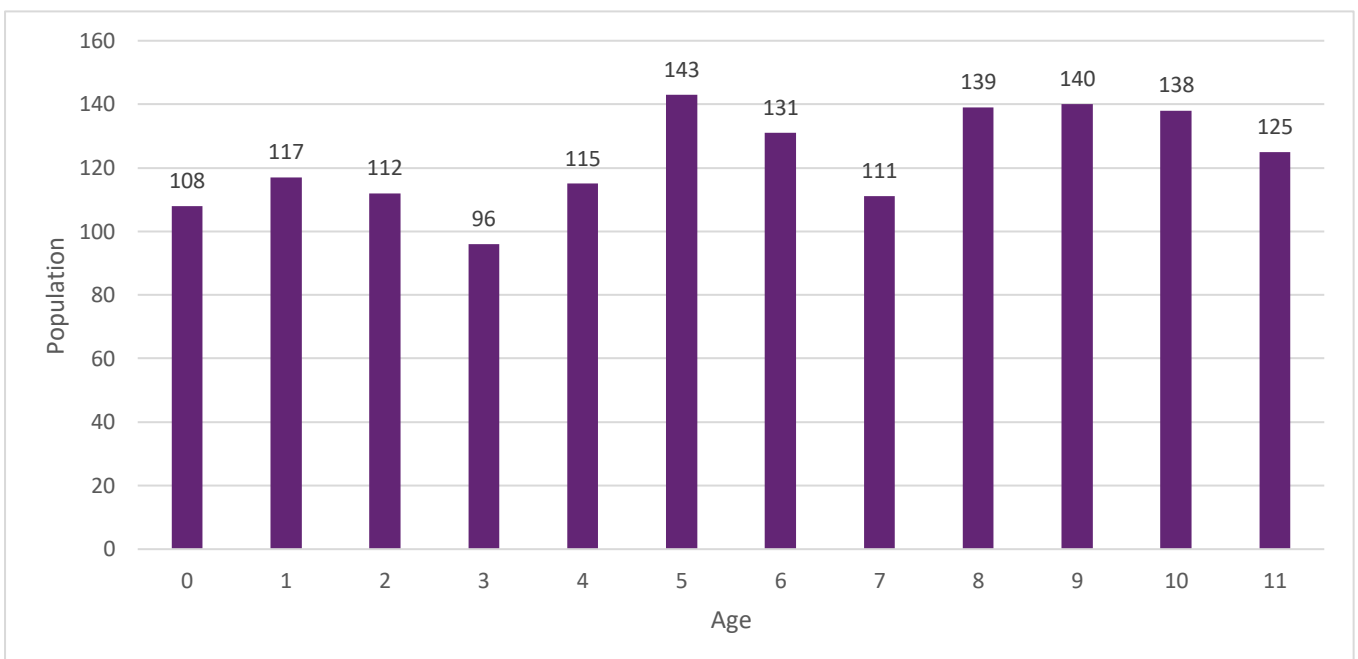
- Darton West has a childcare sufficiency ratio of 0.22, putting it in 21<sup>st</sup> place across the borough. Although there are a low number of places for 0–2-year-olds, 95% of registered places are offered.
- Both primary schools have full wraparound provision provided by independent Out of School providers, and 2 childminders solely offer wraparound for school aged children in the area.

# Old Town Ward



Map of Providers in Old Town Ward

## Children by Age Group:



## Registered OFSTED places/ Total places offered:



### Provider Type

School (Nursery), 2, 12%

School, 1, 6%

Out Of School, 3, 17%

Day Nursery, 1, 6%

Childminder, 10, 59%

### Childcare Ratio

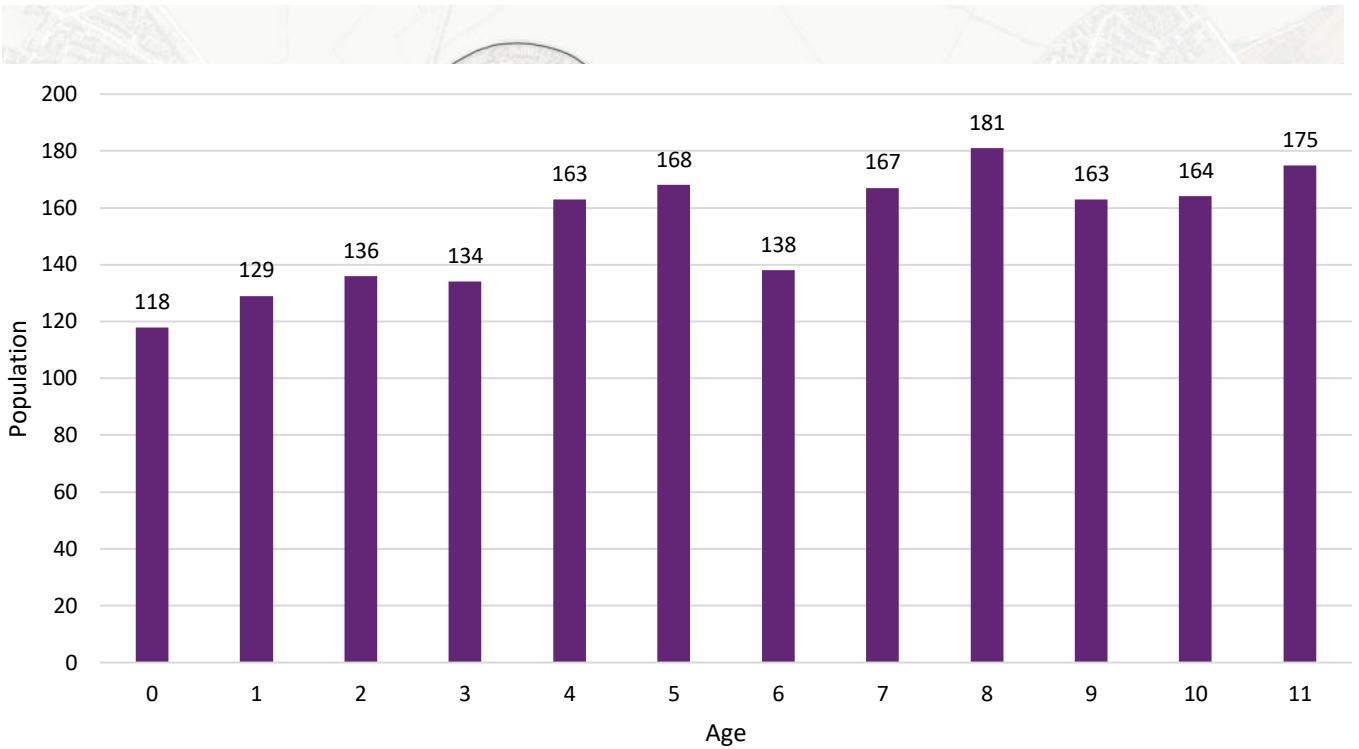
0.31

19<sup>th</sup>

#### Ward Comments:

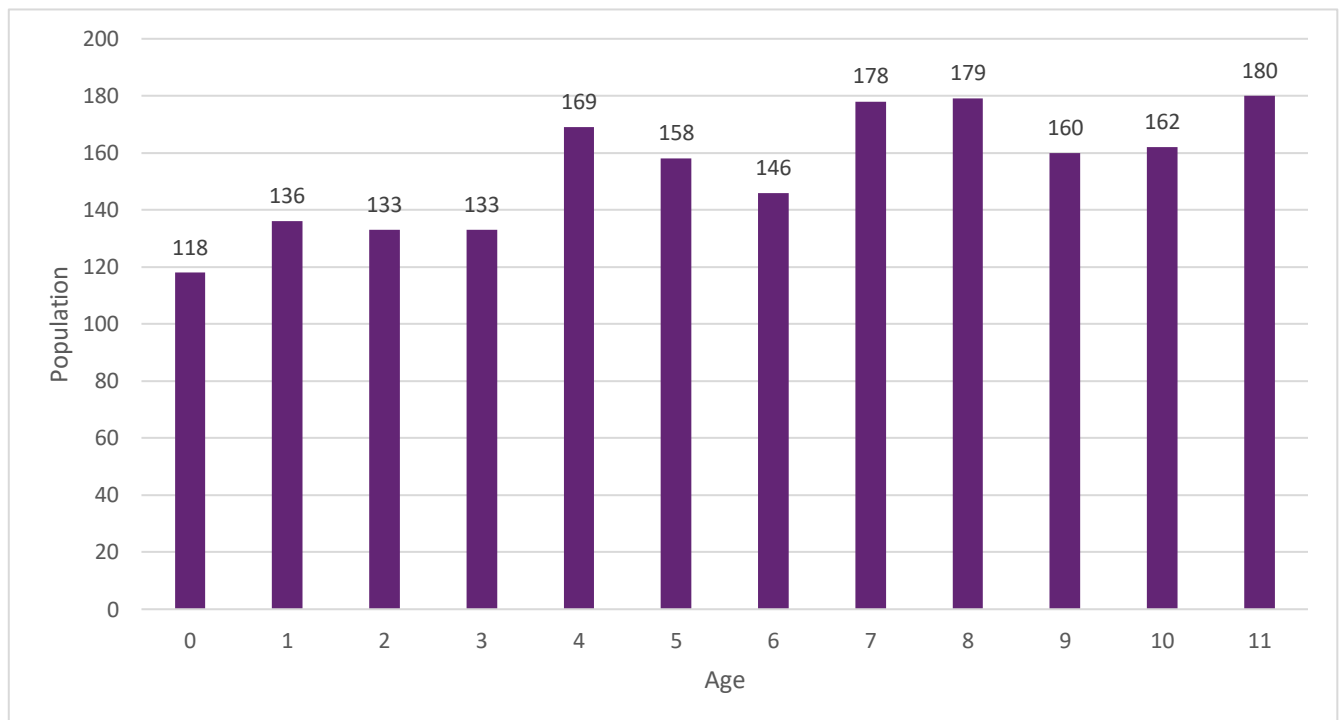
- Old Town ranks 19<sup>th</sup> for Childcare sufficiency in the borough.
- 59% of childcare is a result of 10 childminders in the area, with 3 of those having assistants, providing additional EY places.
- The three Out of School providers cater wraparound places to all the primary schools in the area.
- There is a shortfall of 0–2-year-old places in comparison with the population however, wraparound places have increased in the area for school aged children.

# St Helens Ward


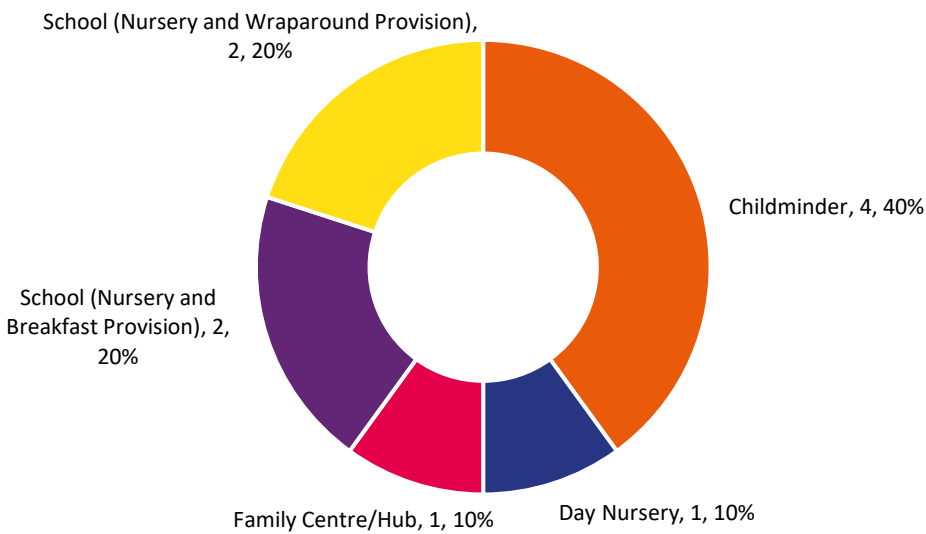
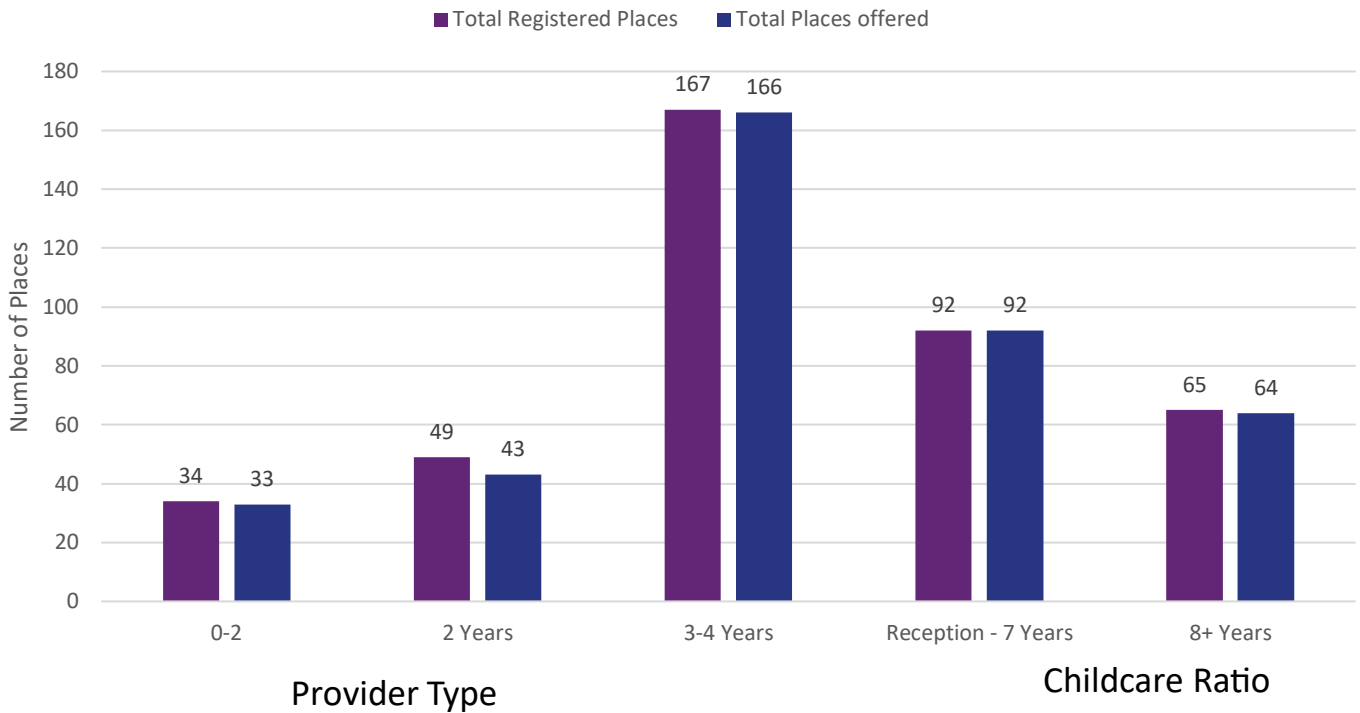


Map of Providers in St Helens Ward

## Children by Age Group:



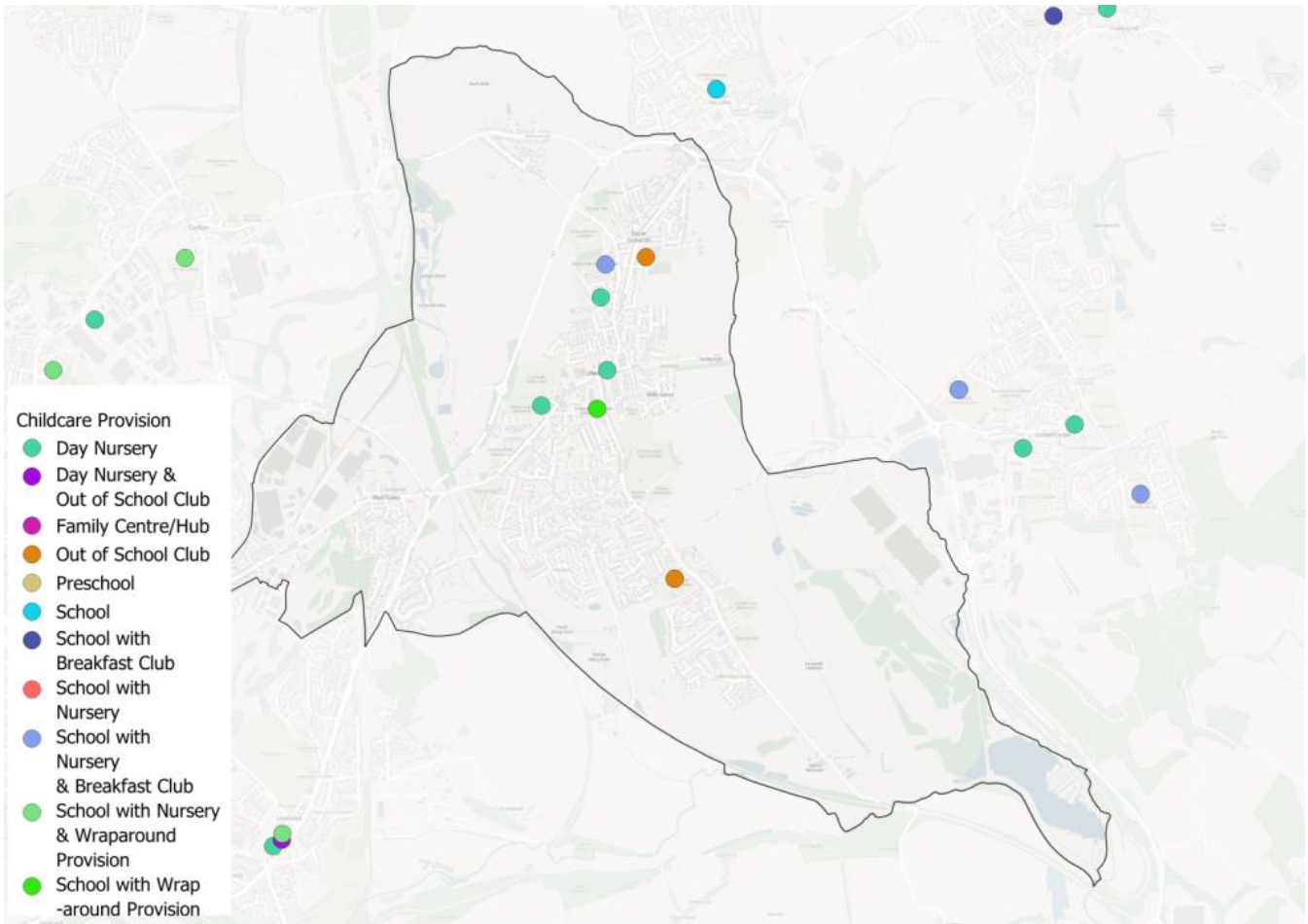
## Registered OFSTED places/ Total places offered:



### Ward Comments:

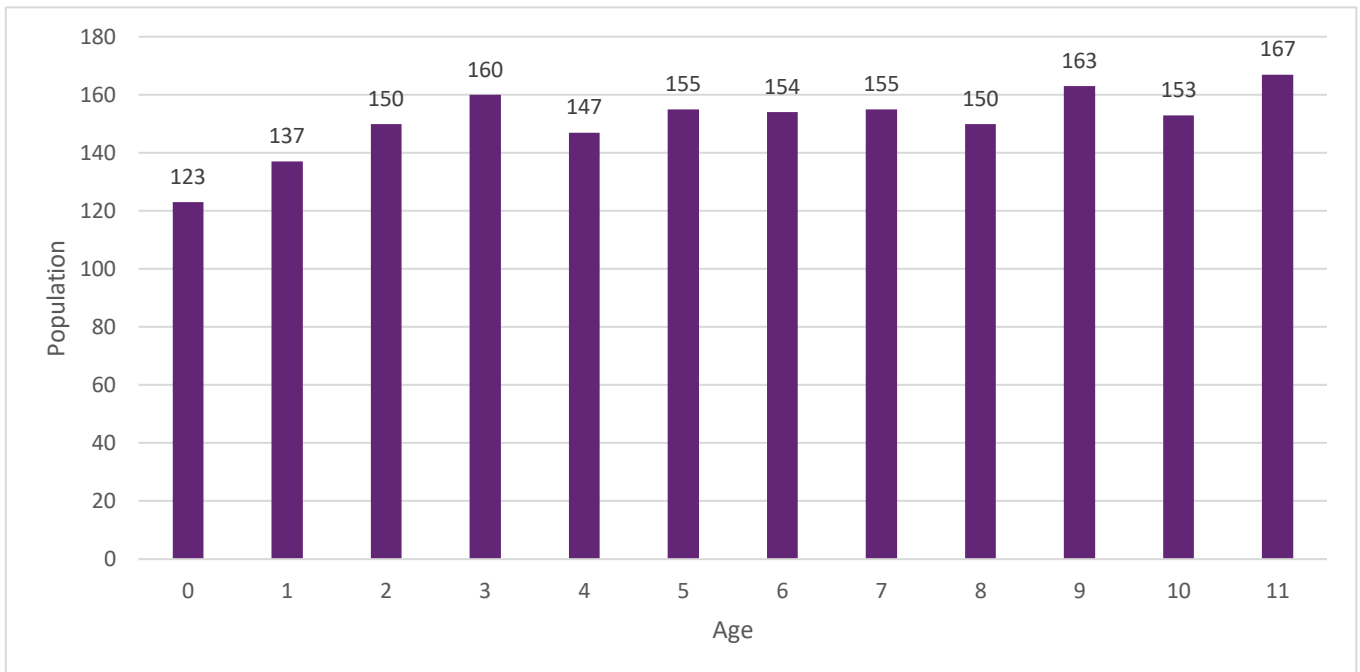
- St Helen's ranks 11th for Early Years Childcare Sufficiency in the Barnsley borough,
- Registered 3-4 year old places have decreased by 6 places, however more than 99% of places are offered to children.
- There has been no change in childcare providers since 2023.
- The ward has a good mix of provider types, and all schools have a form of breakfast club or wraparound provision.

# Cudworth Ward

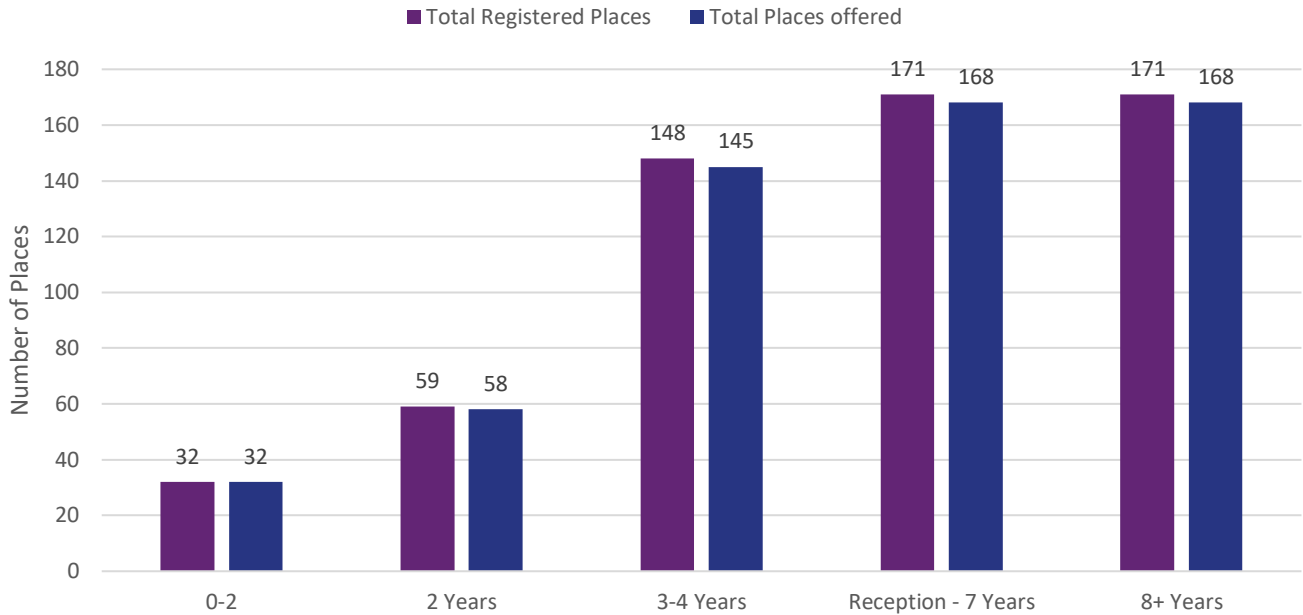


Map of Providers in Cudworth Ward

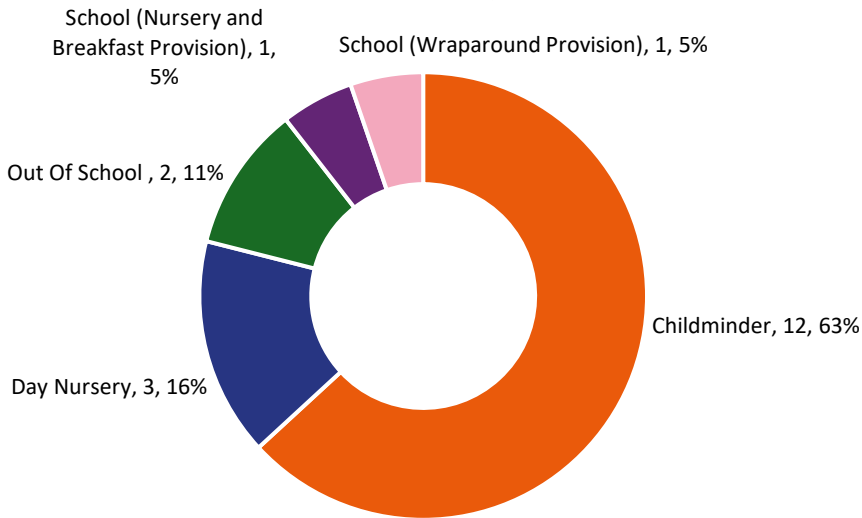
## Children by Age Group:



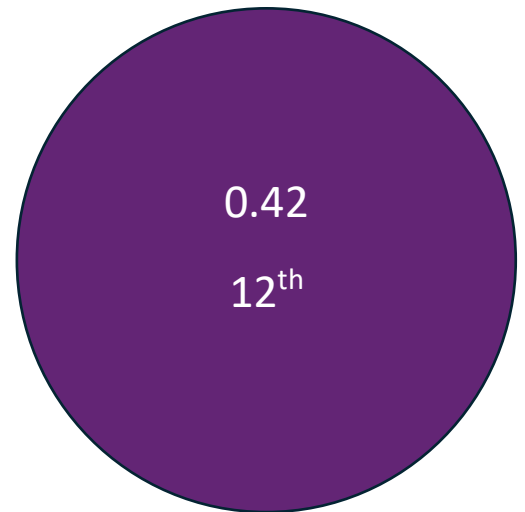
## Registered OFSTED places/ Total places offered:



### Provider Type



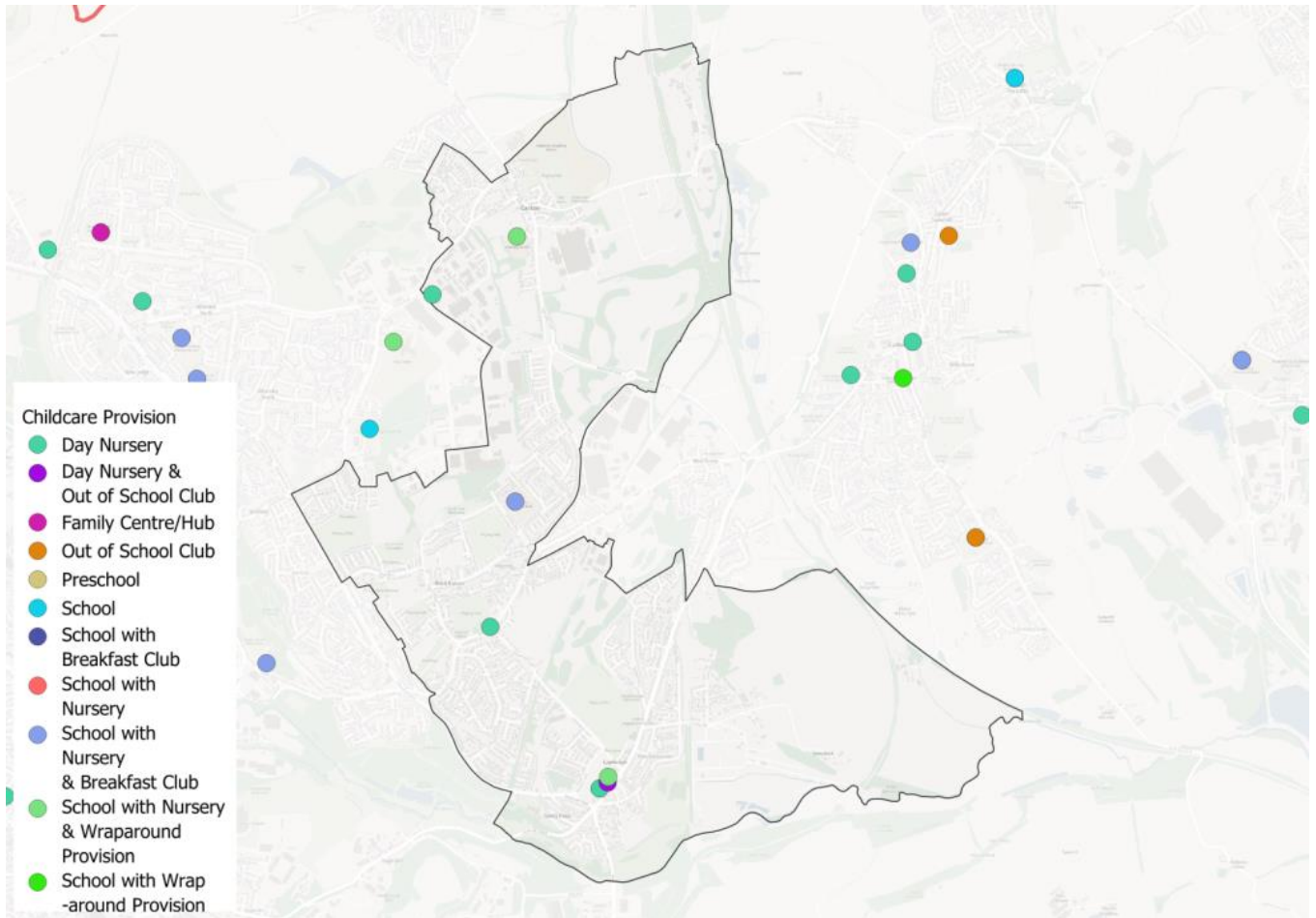
### Childcare Ratio



#### Ward Comments:

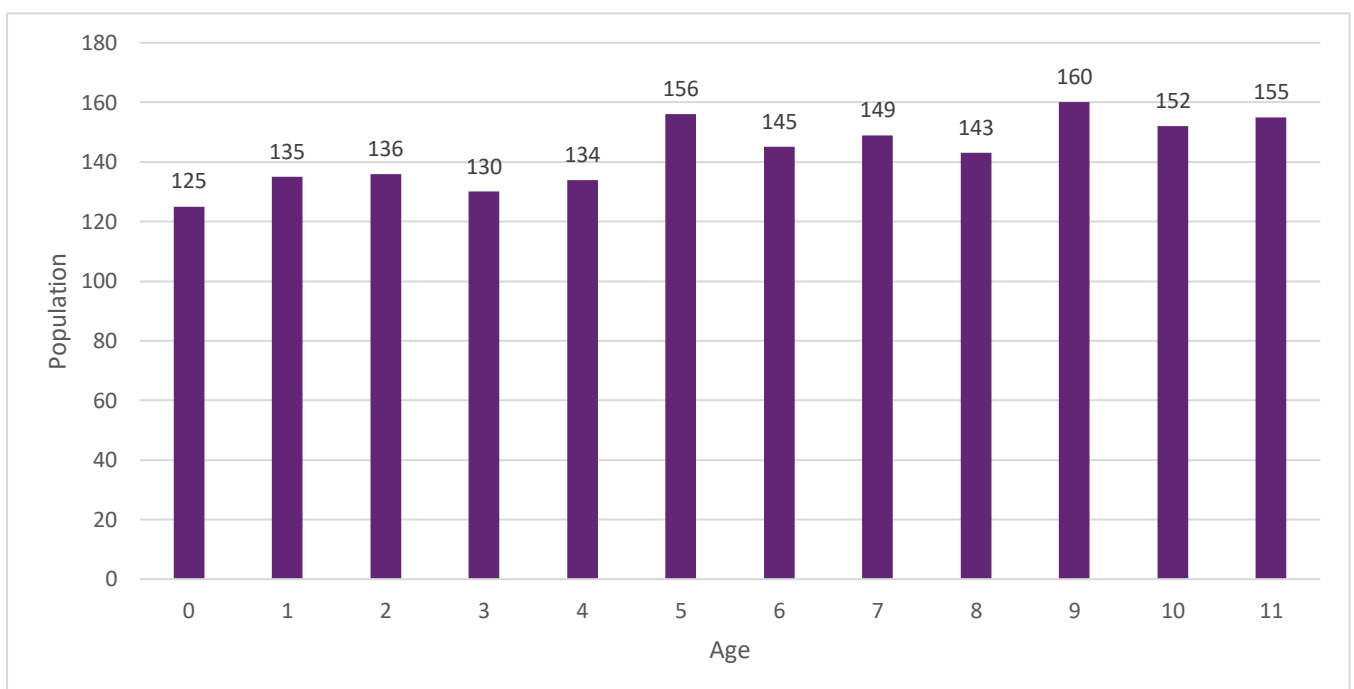
- Cudworth Ward has 12 childminders, which is one of the highest across the borough.
- The childcare ratio of 0.42 in Cudworth is 12<sup>th</sup> across the borough and is lower than average due to the low number of places in the 0-2 age range.
- A new Out of School provider opened in Cudworth meaning all 3 primary schools in the area have a form of wraparound care, exceeding 340 registered places and creating 24 new places this academic year.

# Monk Bretton Ward



Map of Providers in Monk Bretton Ward

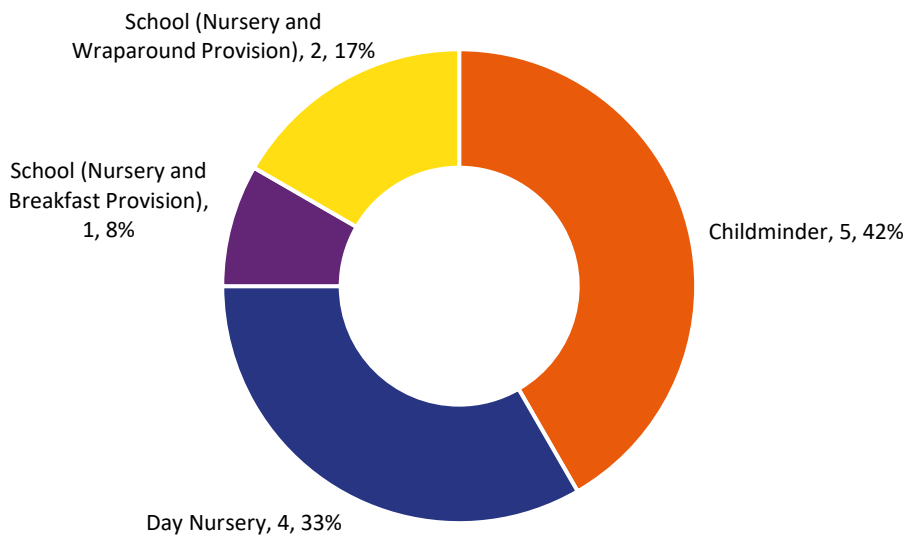
## Children by Age Group:




## Registered OFSTED places/ Total places offered:



Provider Type



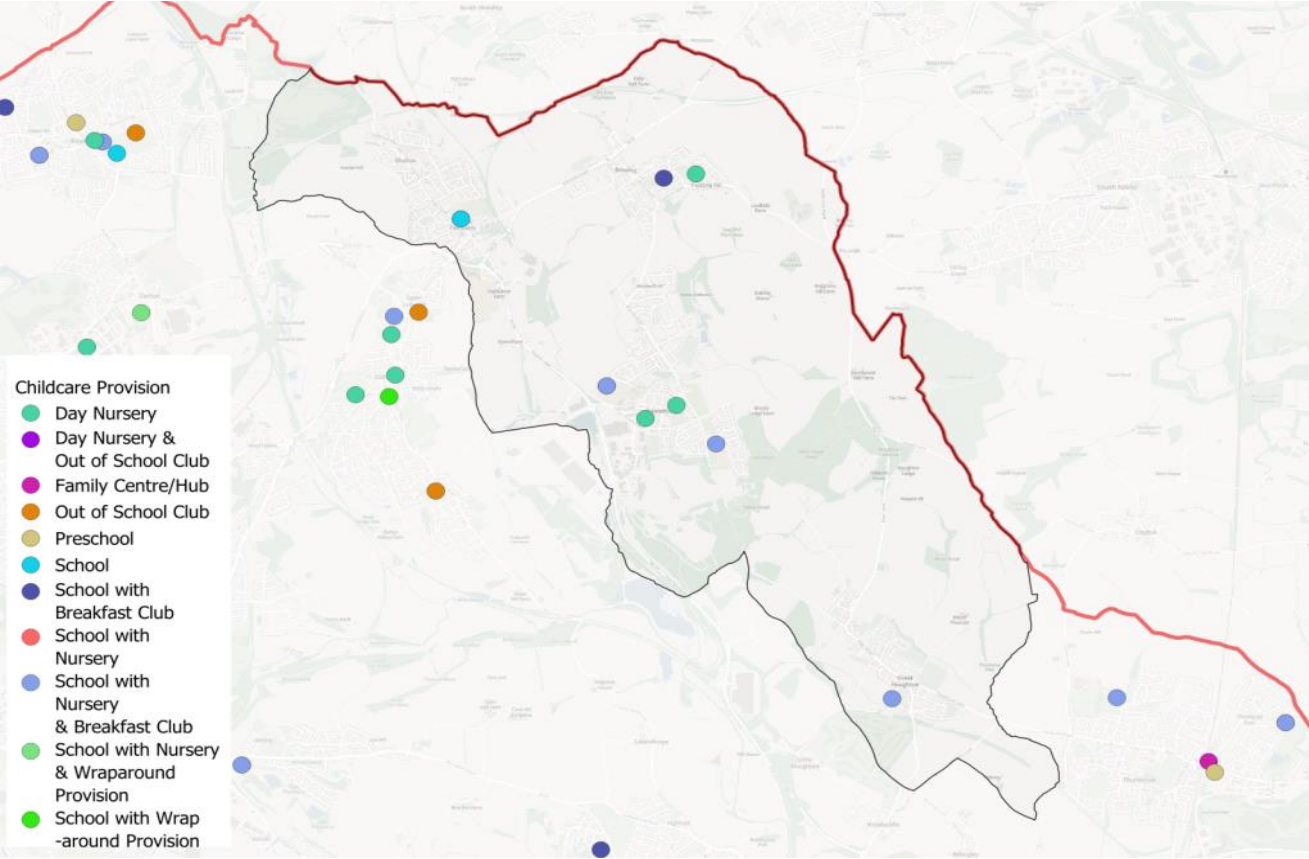
Childcare Ratio



### Ward Comments:

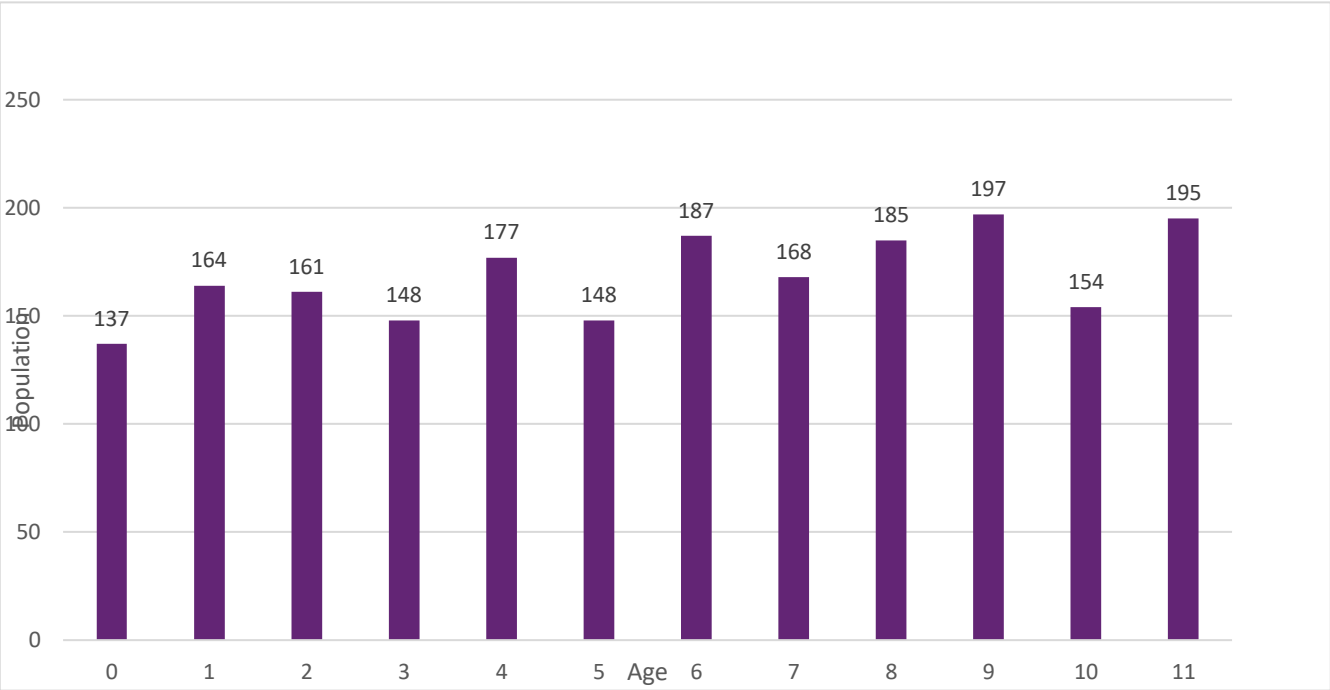
- Monk Bretton has a Childcare Ratio of 0.72 which continues to be above the Barnsley average.
- The ward has a high future housing projection with an additional 561 houses by 2030, which is likely to increase the population within the ward.
- Two of the three schools provide full wraparound childcare open before 8am and closing at 6pm, which parents have reported that helps them to be able to work flexibly.

# North East Ward

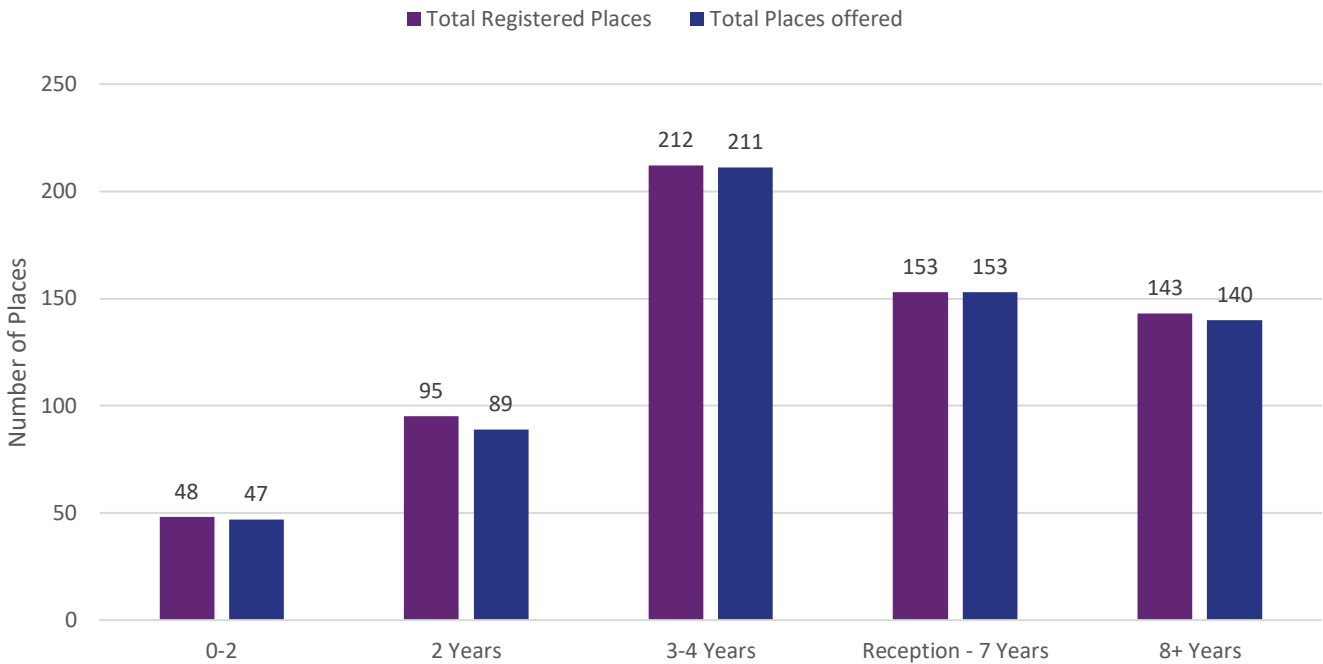


Map of Providers in North East Ward

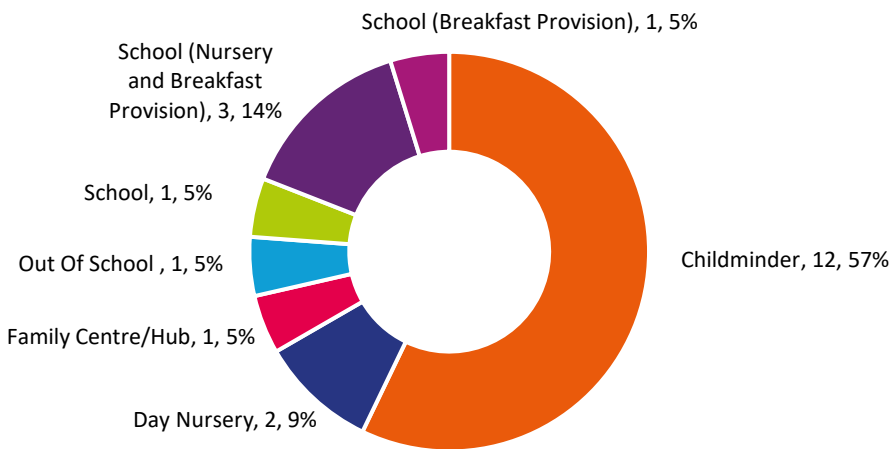
## Children by Age Group:



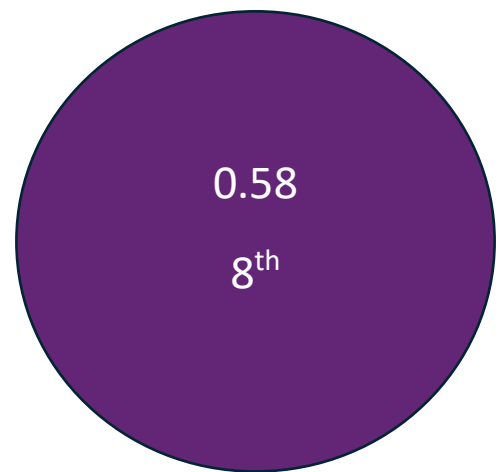
## Registered OFSTED places/ Total places offered:



### Provider Type



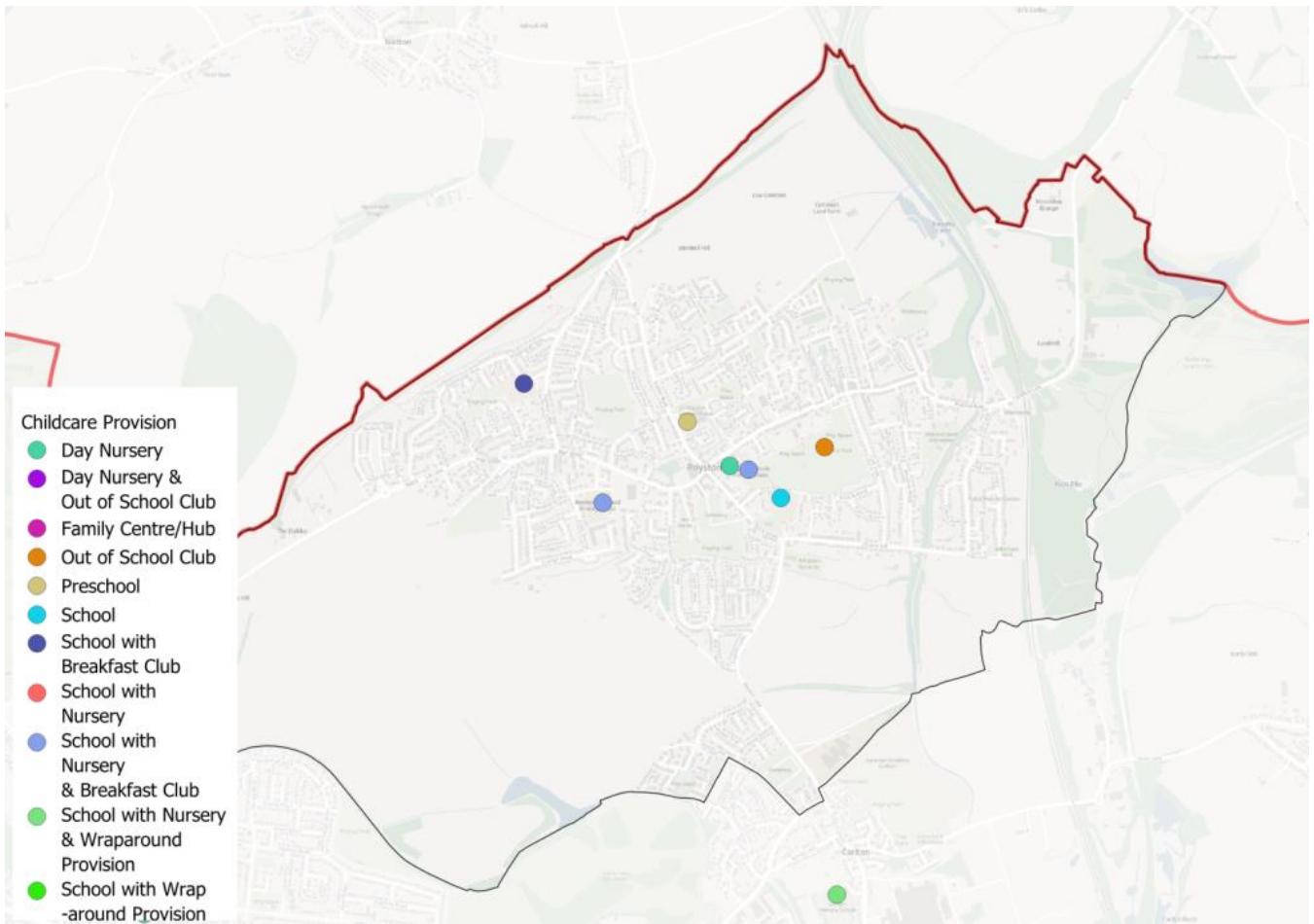
### Childcare Ratio



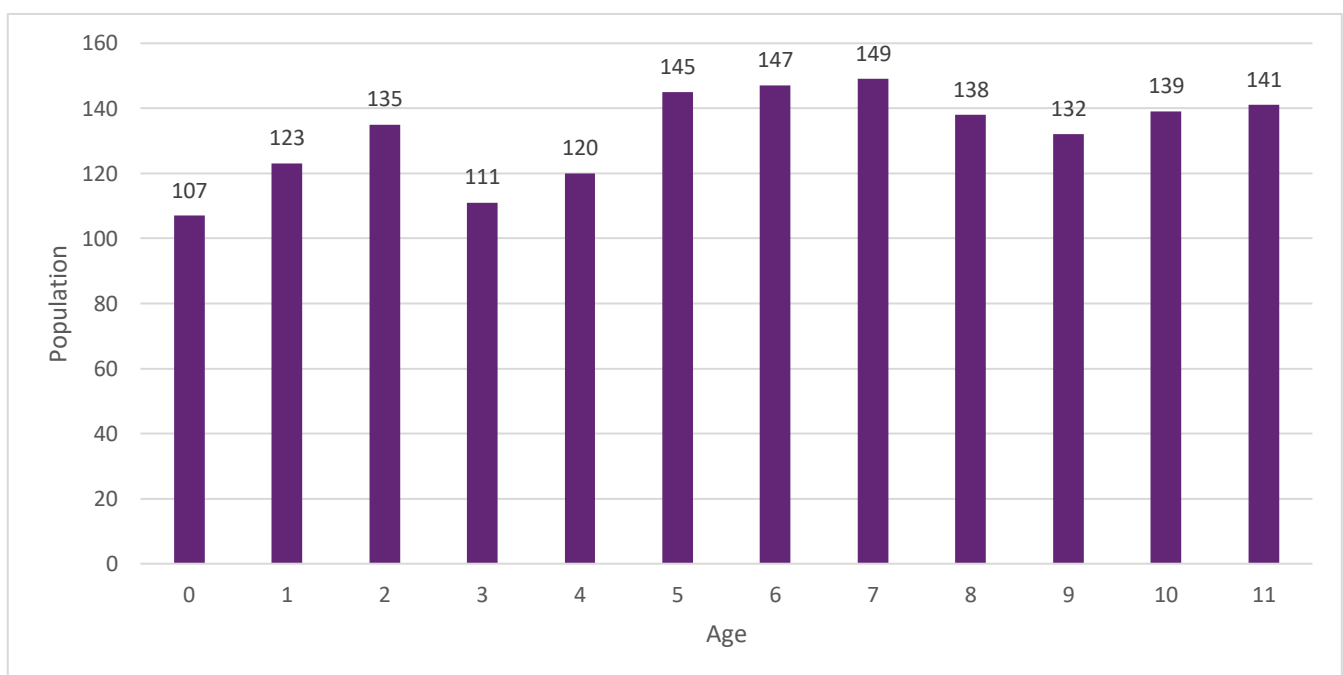
#### Ward Comments:

- North East Ward has an Early Years childcare ratio of 0.58, ranking it 8<sup>th</sup> for childcare sufficiency, which is higher than the previous year and position of 13<sup>th</sup>.
- There are 5 Primary schools in the area, of which 3 have Nurseries offering 15- and 30-hour places, and 1 school opening a Nursery under the School Based Nursery programme in early Spring 2026.
- 5 new childminders registered this year in the area which has increased childcare places across all age ranges.

# Royston Ward



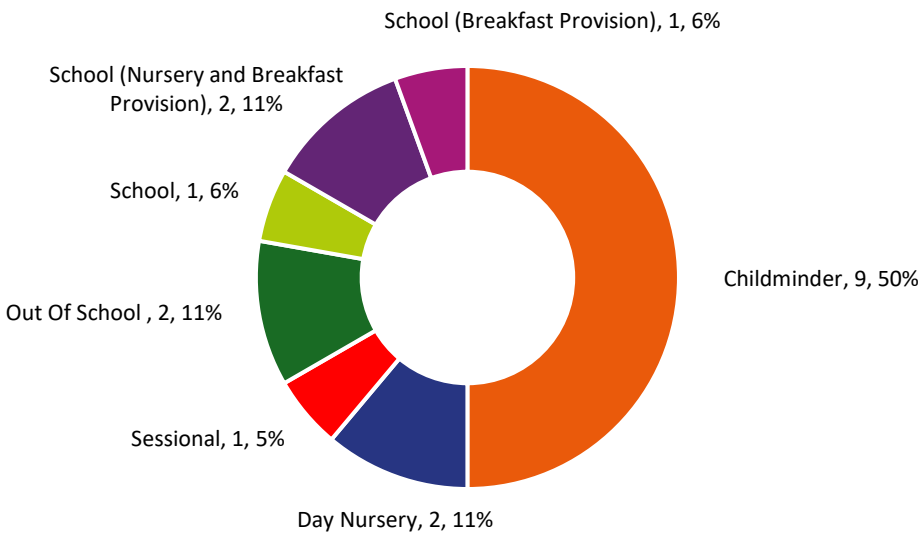
## Children by Age Group:



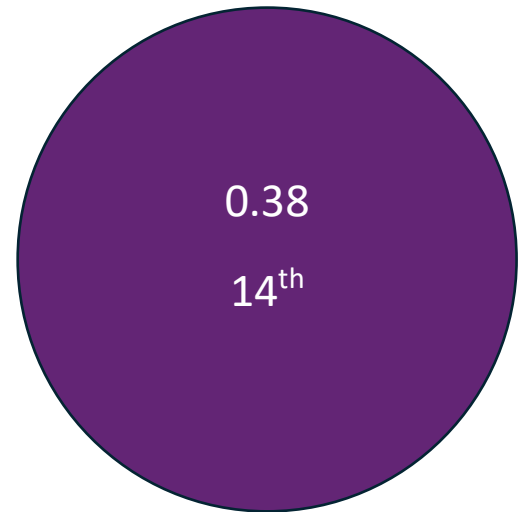
## Registered OFSTED places/ Total places offered:



### Provider Type



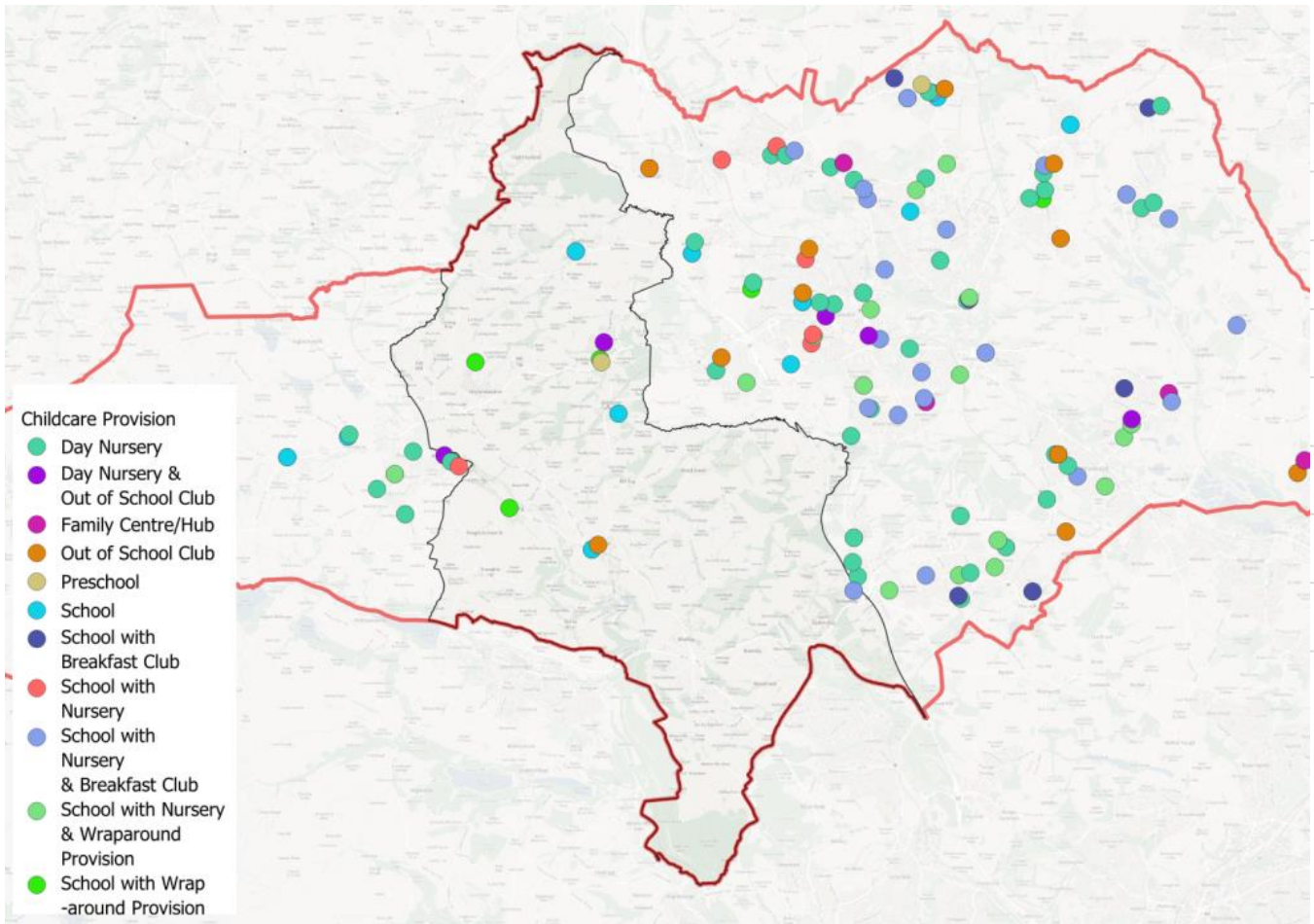
### Childcare Ratio



#### Ward Comments:

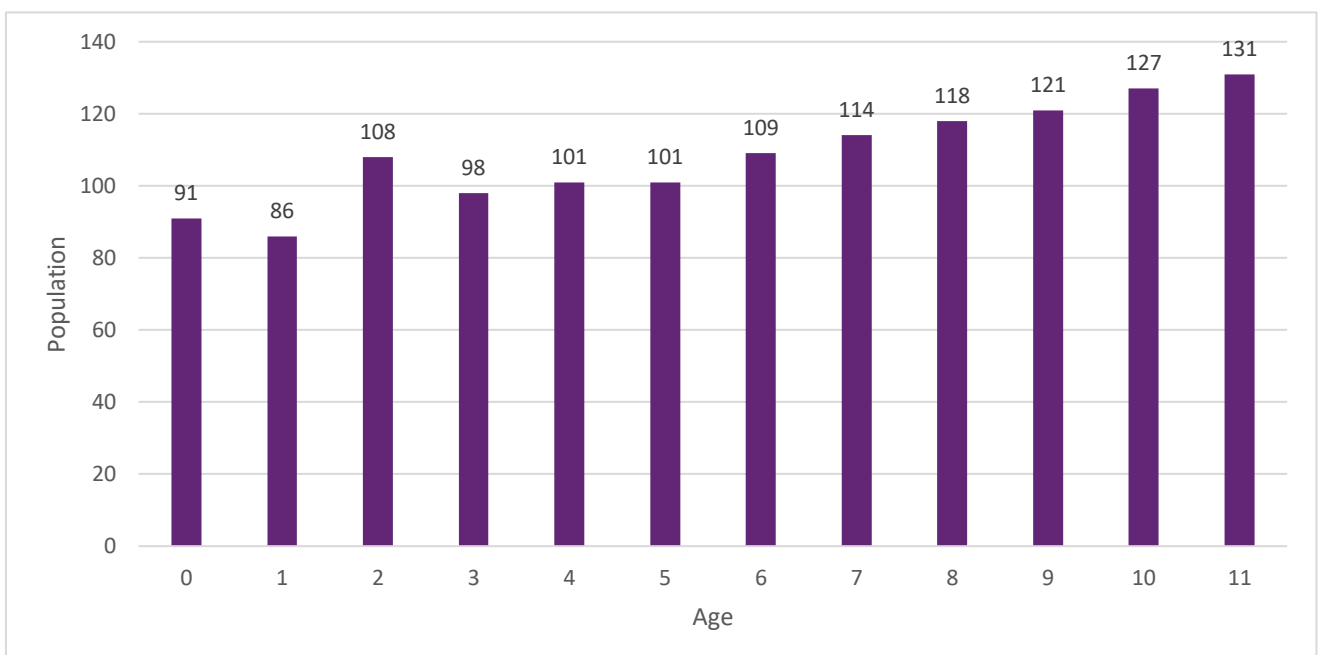
- Royston Ward has an Early Years childcare ratio of 0.38, ranking it 14<sup>th</sup> for childcare sufficiency, although it offers a higher ratio of places for children 5 years and older, which meets population demand.
- There are 4 Primary schools in the area, of which 2 have Nurseries offering 15- and 30-hour places.
- A new Out of School provider is due to open September 2025 which is a satellite of the popular Out of School provider currently serving the 4 primary schools.

# Penistone East Ward



Map of Providers in Penistone East Ward

## Children by Age Group:

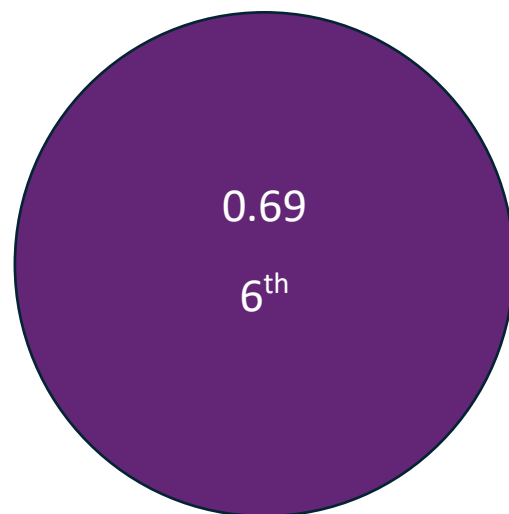
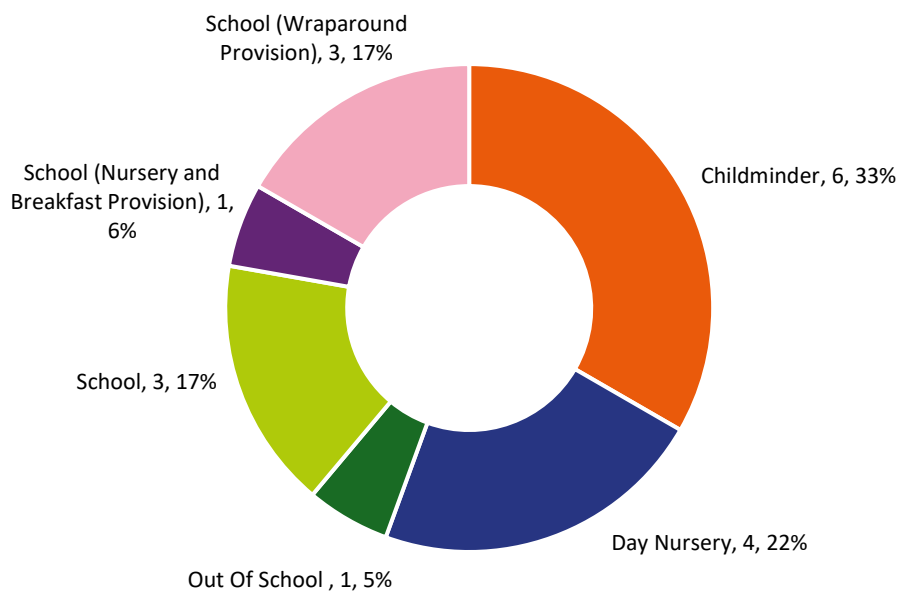


## Registered OFSTED places/ Total places offered:



### Provider Type

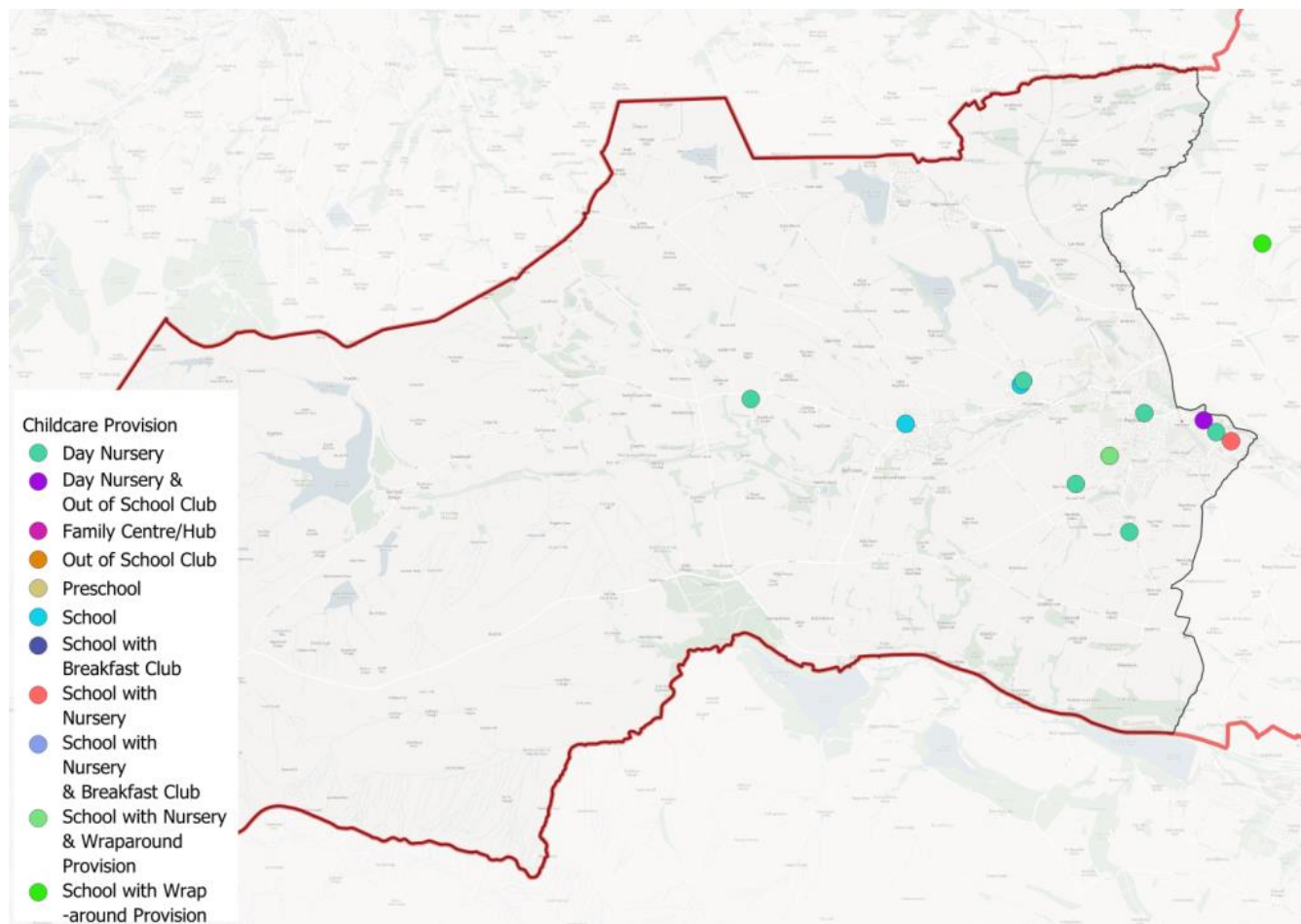
### Childcare Ratio



#### Ward Comments:

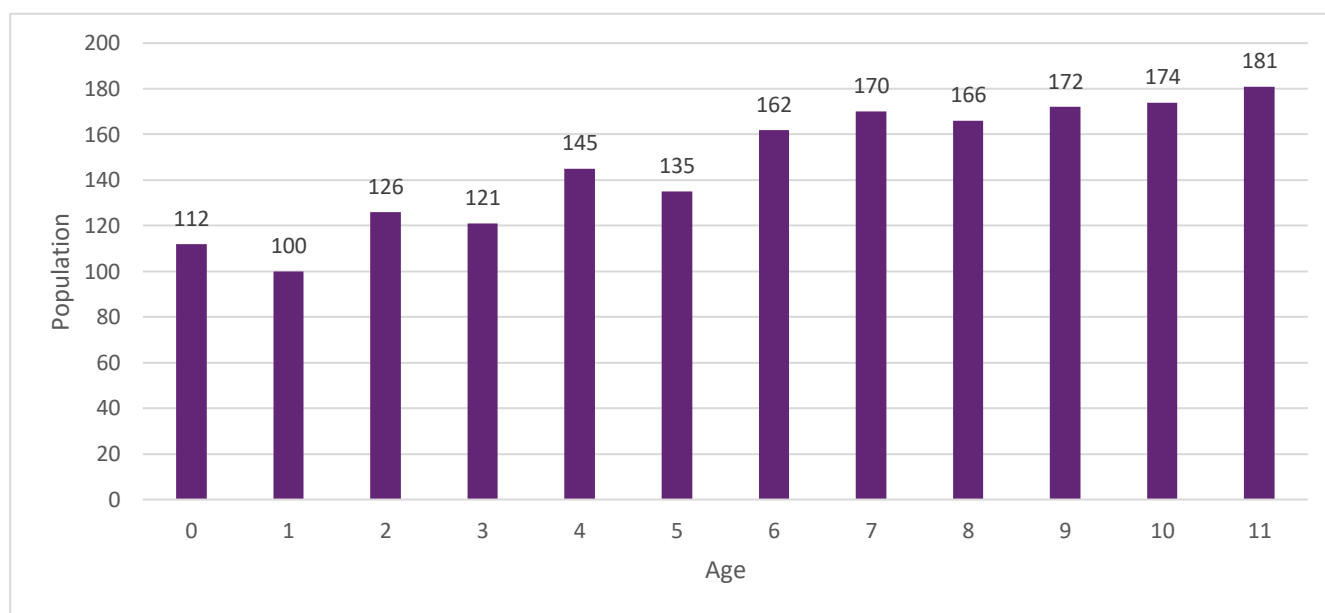
- Penistone East has the 6th childcare sufficiency ratio within the Borough with 69 places per 100 children.
- There is a higher proportion of children aged 5 years and older, and a good mix of childcare providers to support school aged childcare, as all 4 Day Nurseries also cater to over 5s, along with the Childminders and Out of School club.
- The majority of registered places are offered across all age groups.

## Penistone West Ward



Map of Providers in Penistone West Ward

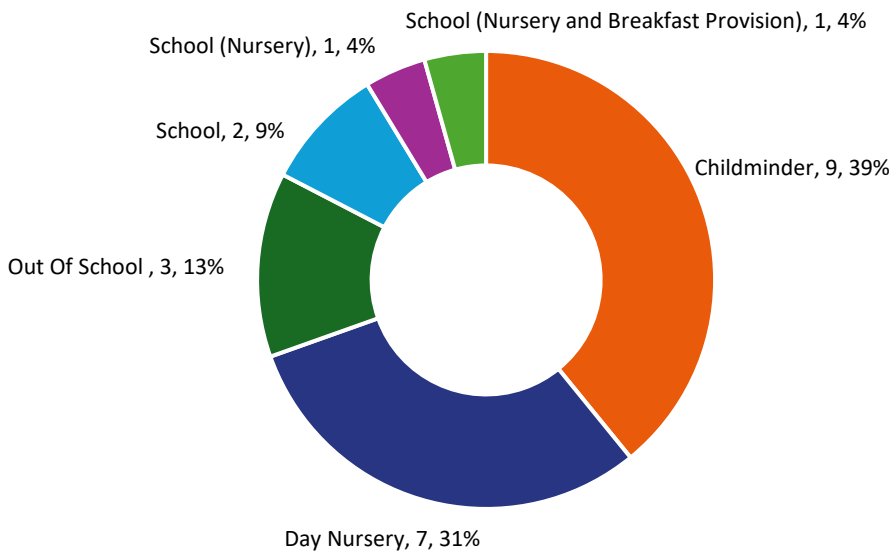
### Children by Age Group:




## Registered OFSTED places/ Total places offered:



### Provider Type



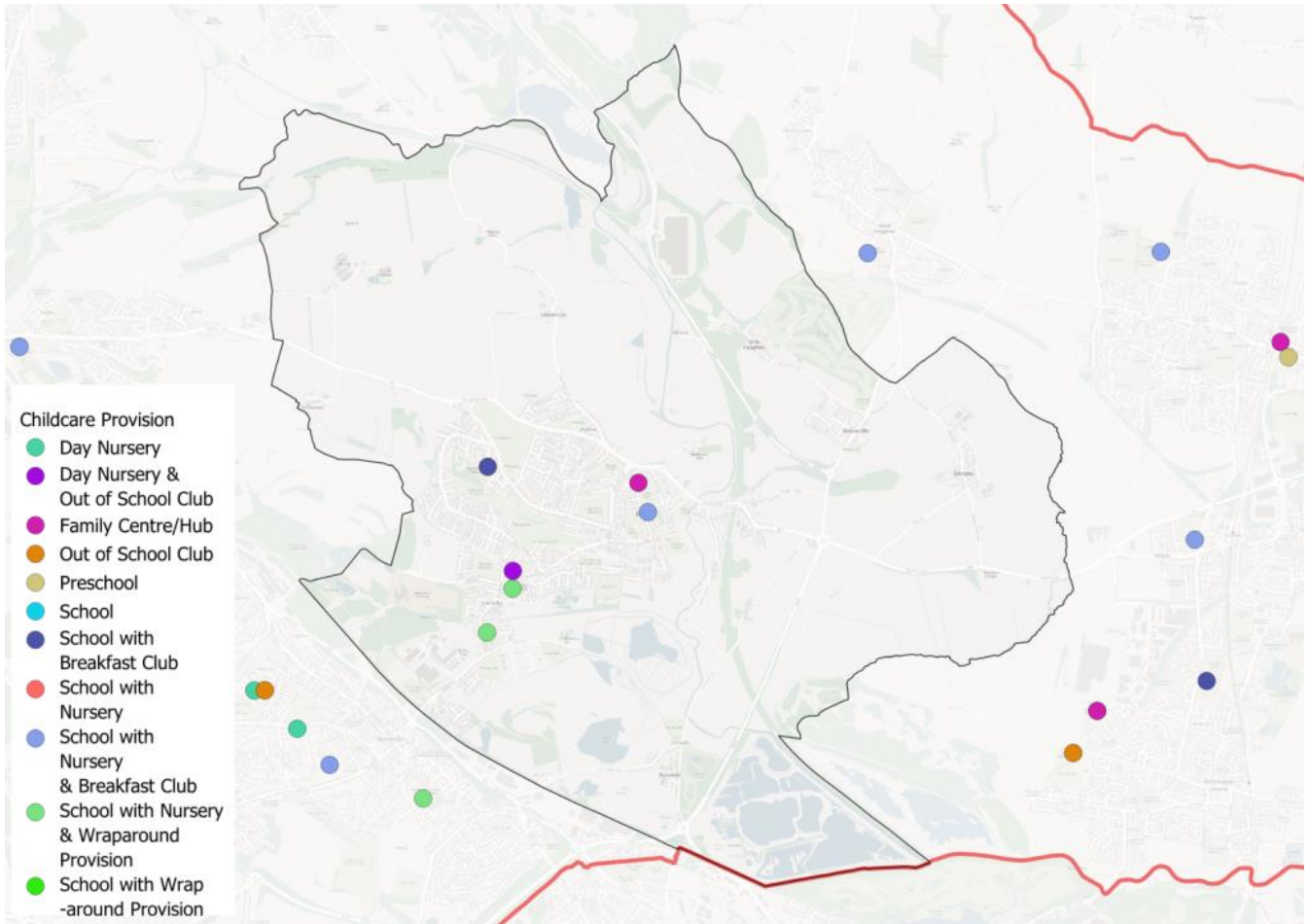
### Childcare Ratio



#### Ward Comments:

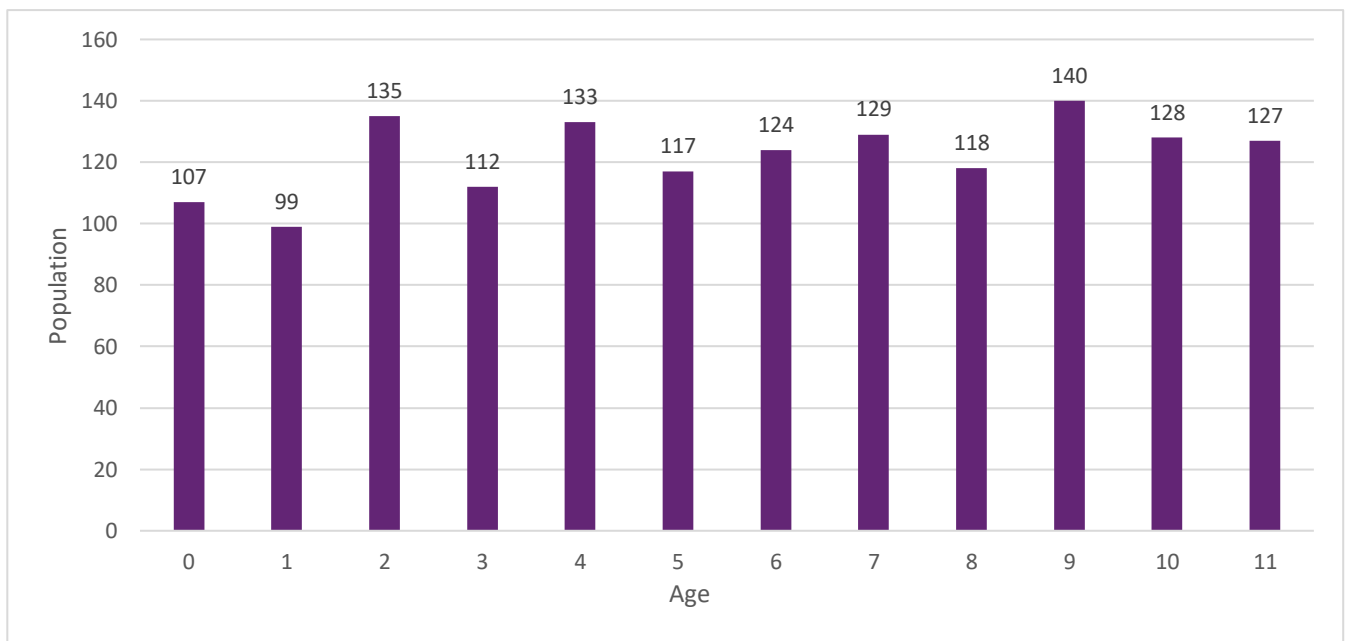
- Penistone West ranks 2<sup>nd</sup> for Childcare Sufficiency across Barnsley, offering 100% of registered places for children aged 0-2 years.
- It has the most Day Nurseries with 5 out of 6 offering childcare provision for aged 2 and up.
- Three out of school providers opened recently to accommodate for wraparound provision at 3 local schools.
- A new Day Nursery opened in Summer 2025, which added 39 Early Years places and operates a holiday club for school aged children out of term time.

# Darfield Ward



Map of Providers in Darfield Ward

## Children by Age Group:



## Registered OFSTED places/ Total places offered:



### Provider Type

School (Wraparound Provision), 1, 8%

School (Breakfast Provision), 1, 8%

School (Nursery and Wraparound Provision), 1, 8%

School (Nursery and Breakfast Provision), 1, 8%

Family Centre/Hub, 1, 7%

Day Nursery, 1, 7%

Childminder, 7, 54%

### Childcare Ratio

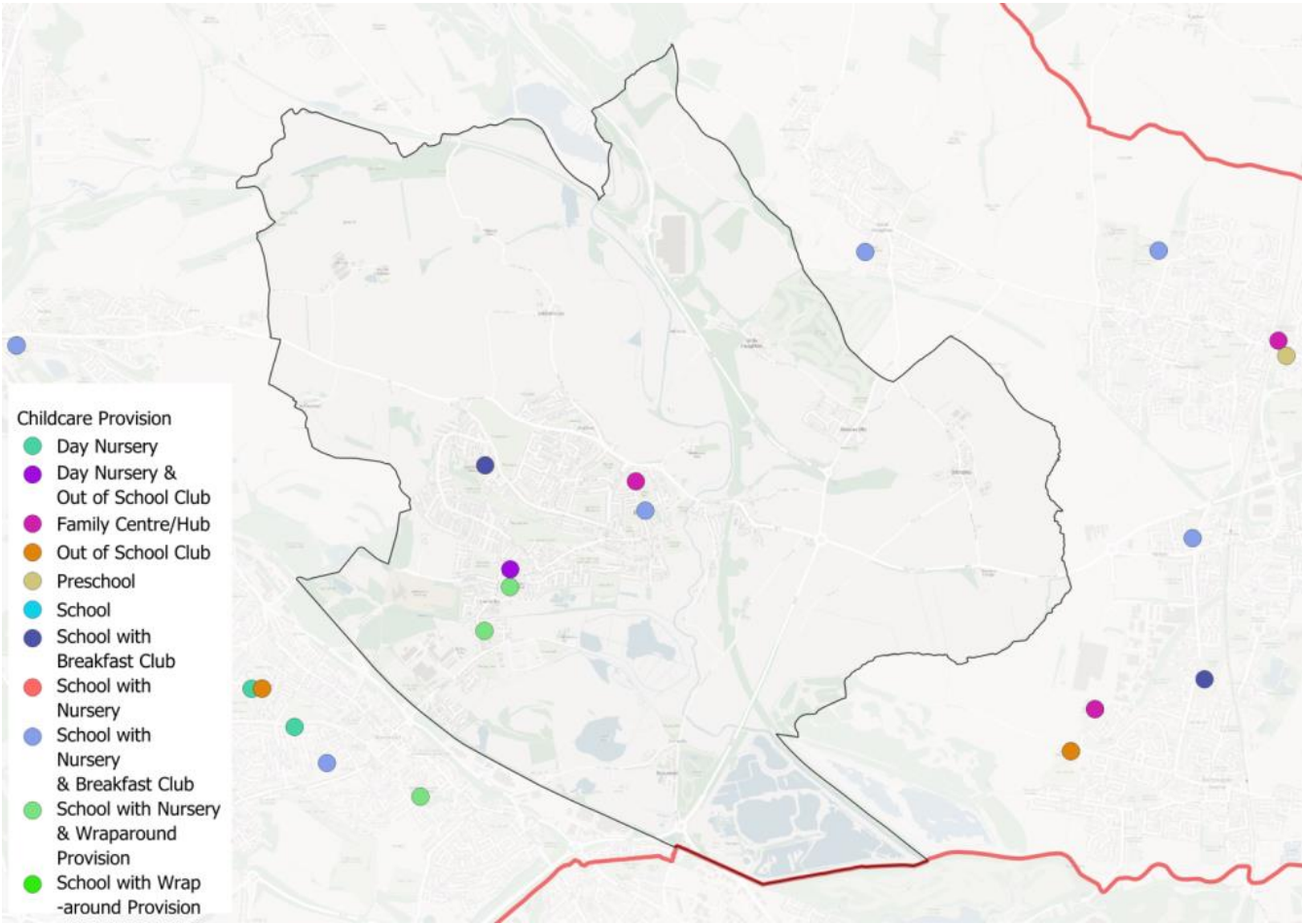
0.35

17<sup>th</sup>

#### Ward Comments:

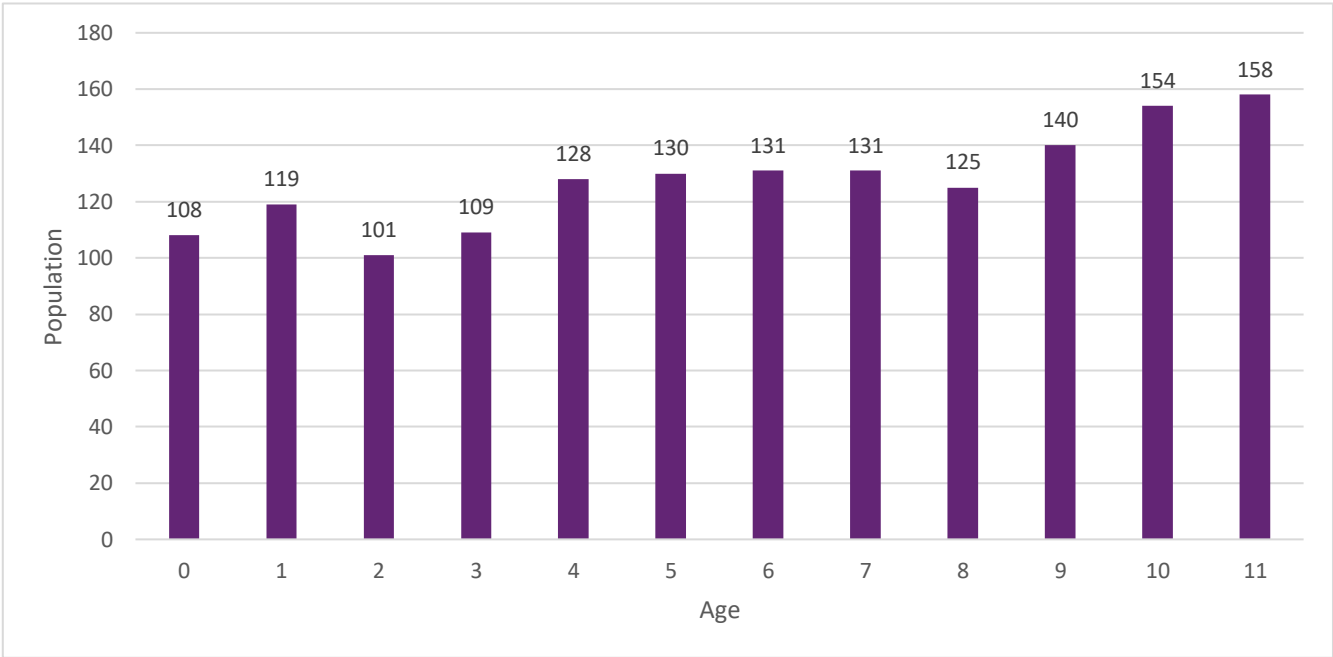
- Darfield Ward ranks 17<sup>th</sup> for childcare ratio with 35% of places.
- A new Day Nursery recently registered in Summer 2024 which will open Autumn 2025 and offer 47 0-5 EY places.
- One of the local schools is set to expand their EYFS offer to accommodate for 20 extra sessional 3 and 4 year old places in Autumn 2025.
- Added Childcare places across Darfield has seen it rise from 21<sup>st</sup> place to joint 17<sup>th</sup>.
- Two of the four schools expanded their breakfast club offer to full wraparound provision through the childcare expansion project and now open within the hours of 7:30-6pm.

# Hoyland Milton Ward

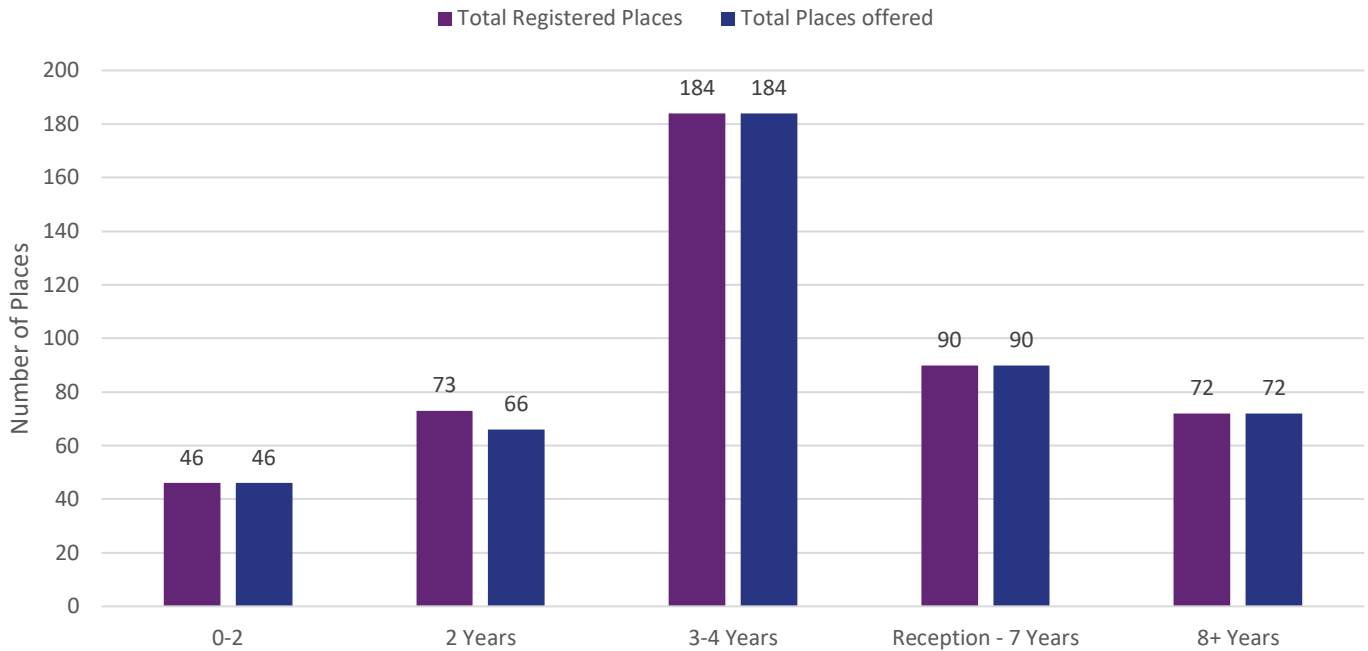


Map of Providers in Hoyland Milton Ward

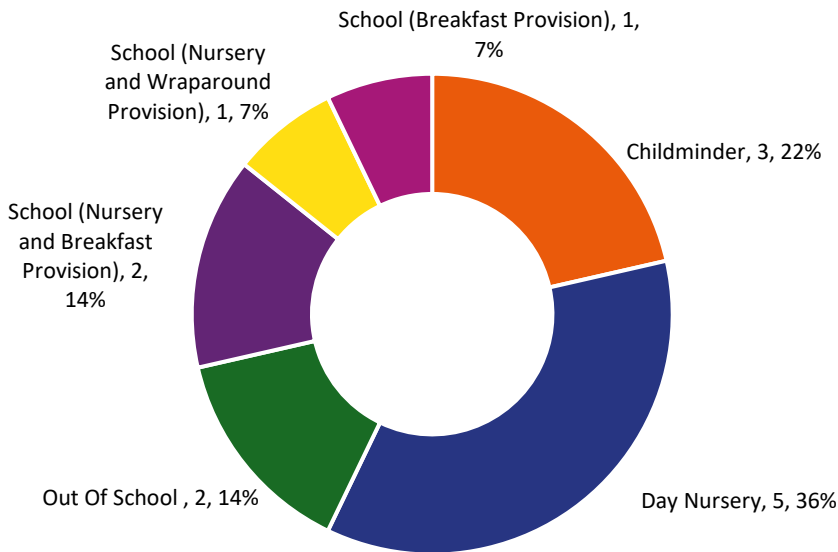
## Children by Age Group:




## Registered OFSTED places/ Total places offered:



### Provider Type



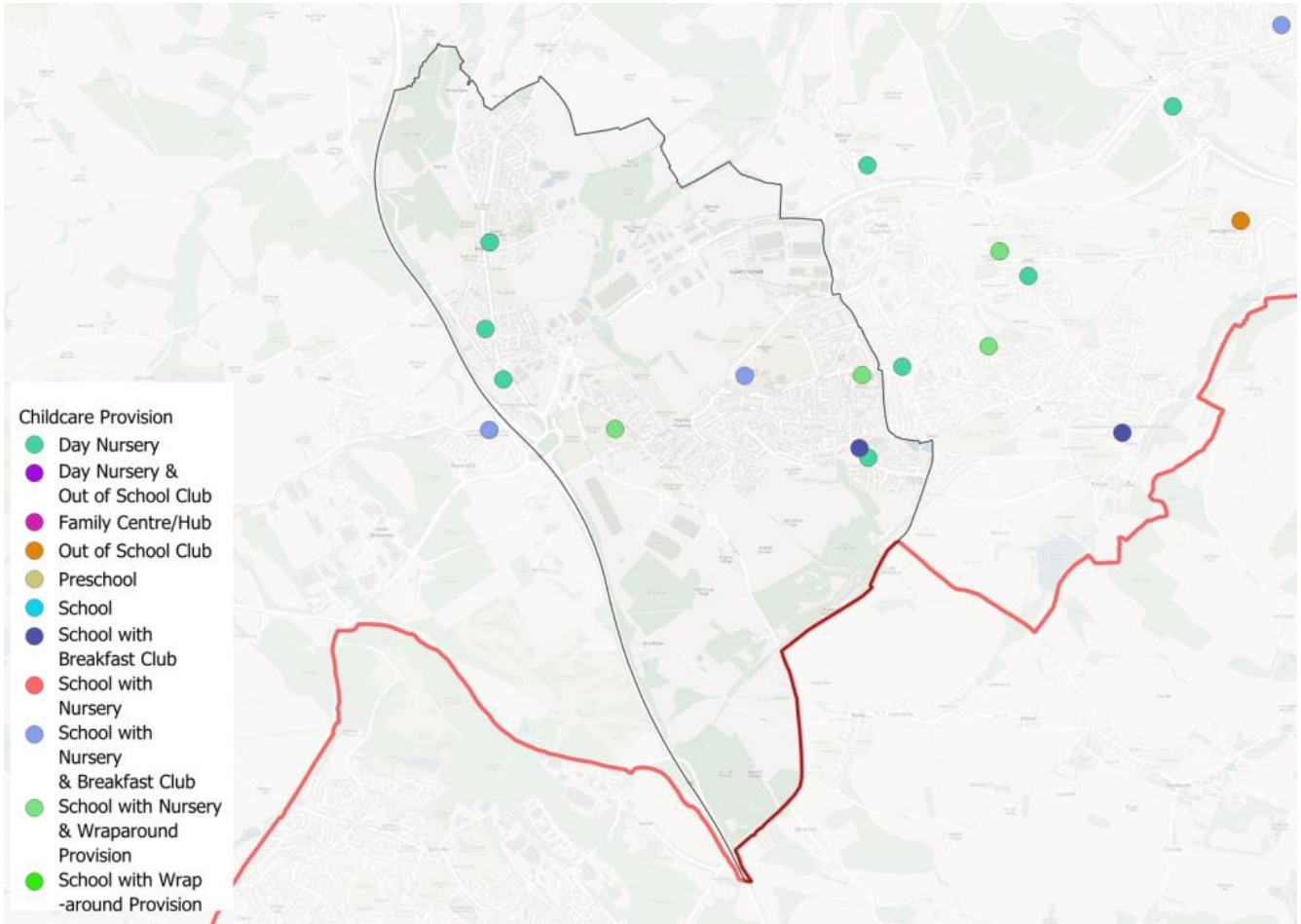
### Childcare Ratio



#### Ward Comments:

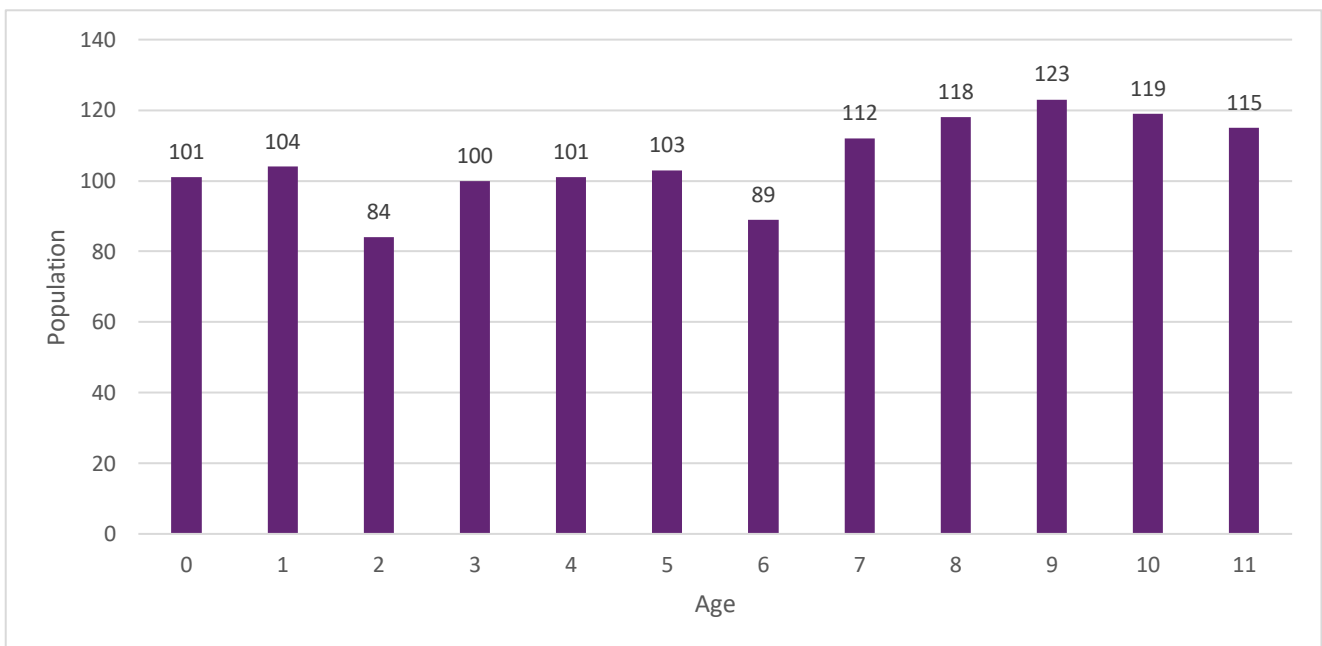
- Hoyland Milton ranks 6<sup>th</sup> for childcare sufficiency in the Borough with a 69 registered places per 100 children.
- The ward has more Day Nurseries than most and offers over 95% of its total registered places.
- There is a large supply of 3–4-year-old places in the area compared to other age groups, due to 3 out of 4 schools having a nursery and 5 Day Nurseries. A new Day Nursery is set to open Spring 2026, adding 48 more Early Years places, and a school has recently expanded their offer from breakfast club to full wraparound under the wraparound expansion project.

# Rockingham Ward



Map of Providers in Rockingham Ward

## Children by Age Group:



## Registered OFSTED places/ Total places offered:



### Provider Type

School (Breakfast Provision), 2, 13%

School (Nursery and Wraparound Provision), 2, 12%

School (Nursery and Breakfast Provision), 1, 6%

Day Nursery, 3, 19%

Childminder, 8, 50%

### Childcare Ratio

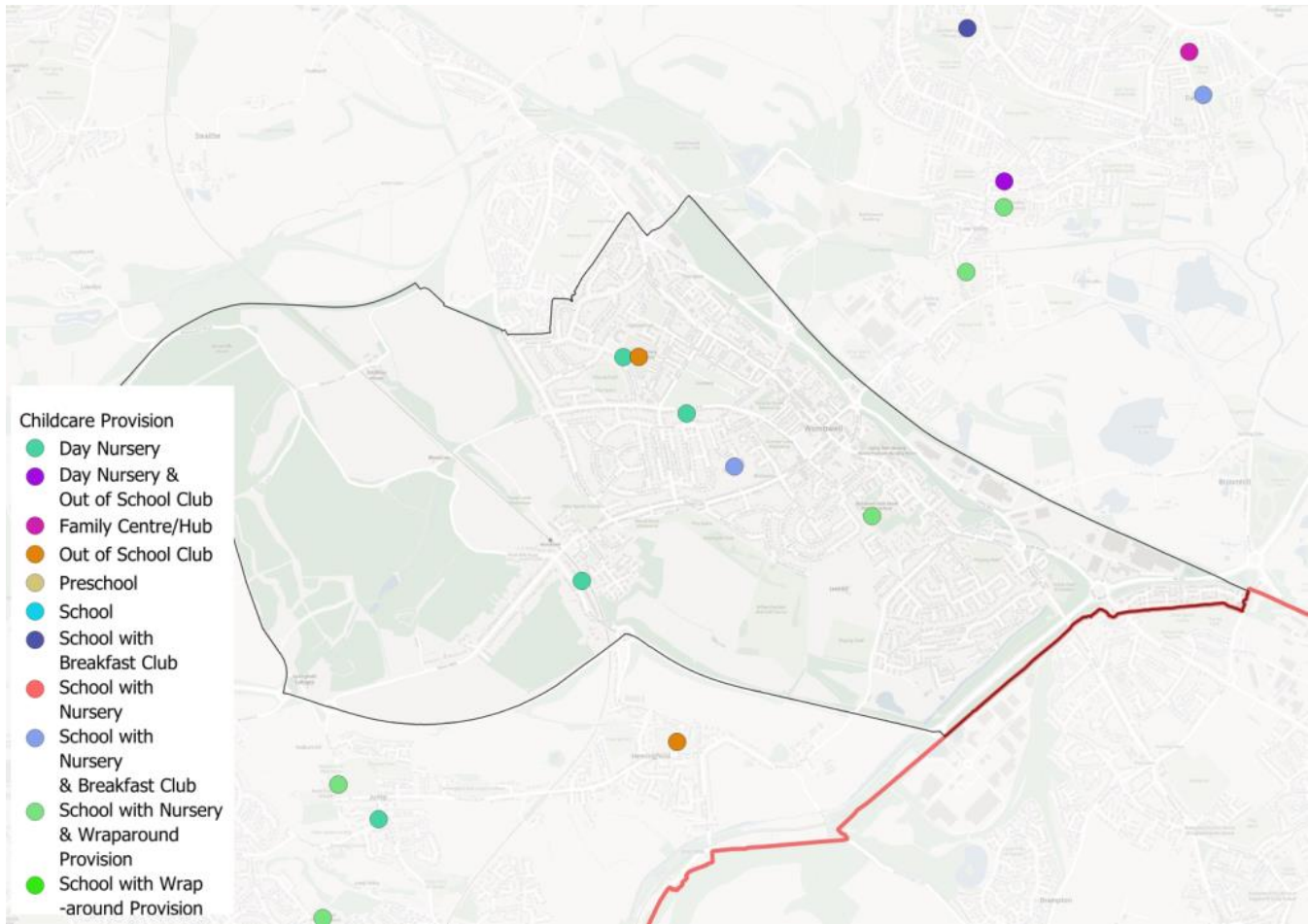
0.77

3<sup>rd</sup>

#### Ward Comments:

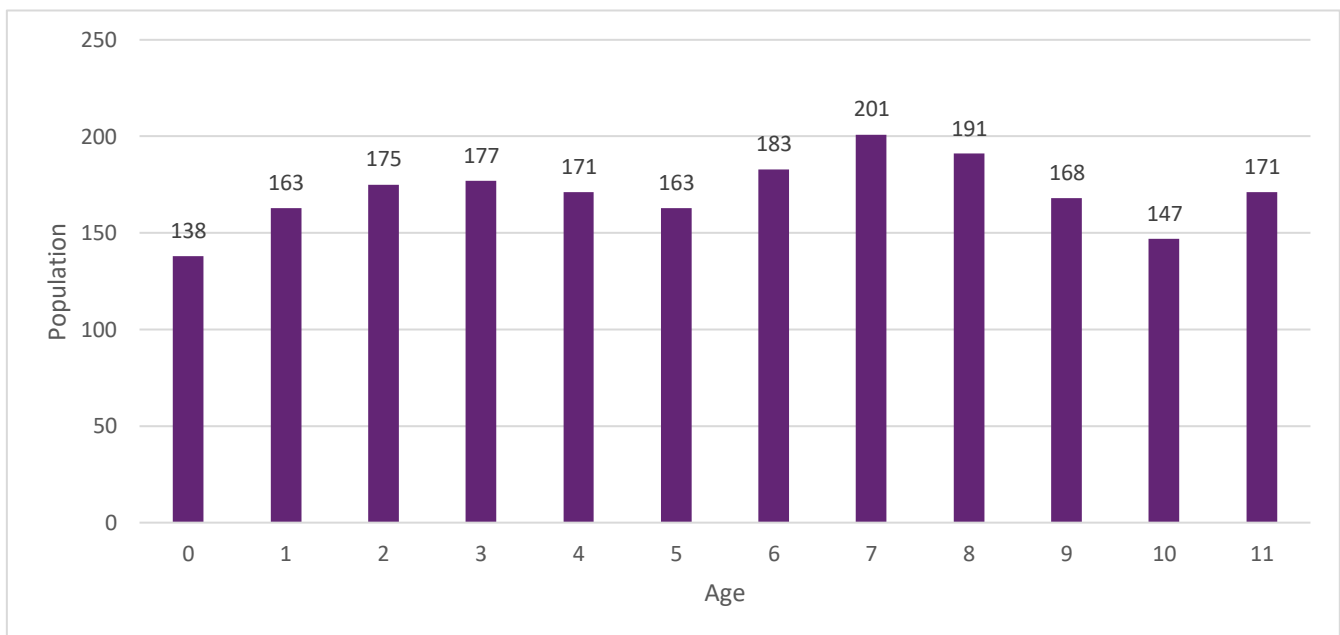
- Rockingham Ward has joint 3<sup>rd</sup> childcare sufficiency within the Borough.
- It has 8 Childminders (many with assistants), which is more than most and 3 Day Nurseries, 2 of which offer 0-2 places.
- One of the schools is set to expand their EY places in Autumn 2025 and offer 20 sessional 3 and 4 year old places.
- Rockingham has a high future housing projection with an aim of 659 new houses by 2030.

# Wombwell Ward



Map of Providers in Wombwell Ward

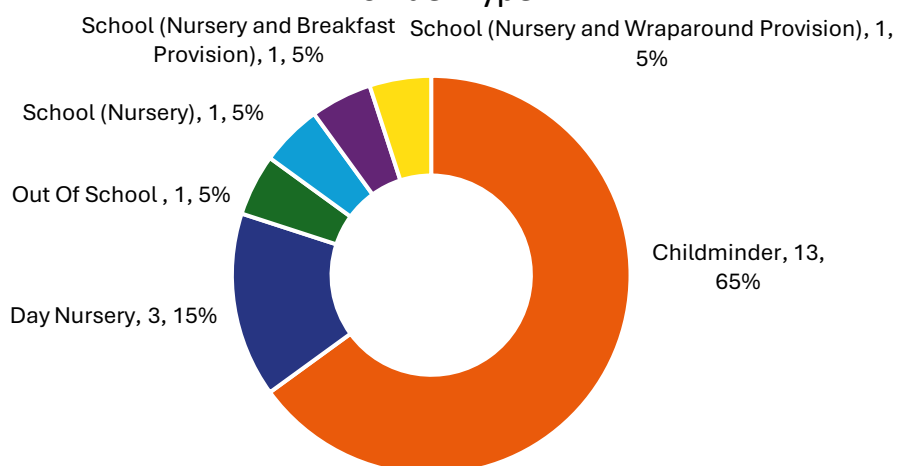
## Children by Age Group:



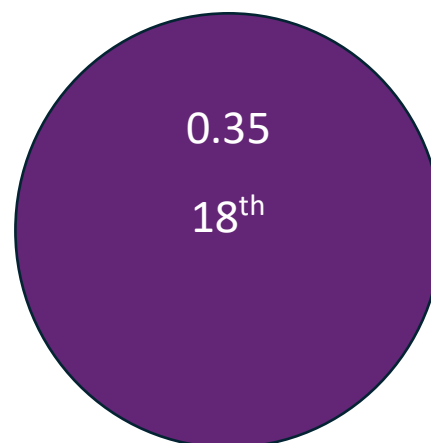
## Registered OFSTED places/ Total places offered:



### Provider Type



### Childcare Ratio



#### Ward Comments:

- Wombwell Ward ranks 18<sup>th</sup> for childcare sufficiency across the Borough.
- It has a high number of Early Years providers with 13 childminders, 3 School Nurseries, 3 Day Nurseries and 1 Out of School provider.
- 4 new Childminders have registered this past year, and a new Day Nursery has opened in place of a previous setting closing, which added 30 extra EY term time only places.
- Wombwell has the highest population of children in the borough with 2,031 in the ward.
- Wombwell proves to be a very popular location and some parents/carers stated finding childcare in the area was difficult due to waiting lists. This could pose a problem for those moving into the area or for working families.